

Heckington Fen Solar Park

EN010123

Environmental Statement | Volume 3: Technical Appendices

Appendix 14.2: Automatic Traffic Count (ATC) Survey Data

Applicant: Ecotricity (Heck Fen Solar) Limited

Document Reference: 6.3.14.2

Pursuant to: APFP Regulation 5(2)(a)

February 2023



APPENDIX 14.2 – AUTOMATIC TRAFFIC COUNT DATA

Document Properties		
Regulation Reference	Regulation 5(2)(a)	
Planning Inspectorate Scheme Reference	EN010123	
Application Document Reference	6.3.14.2	
Title	Appendix 14.2 – Automatic Traffic Count Data	
Prepared By	Heckington Fen Energy Park Project Team (Pegasus)	
Version History		
Version	Date	Version Status
Rev 1	February 2023	Application Version

East Heckington ATC, A17 (Eastern Site)



Direction: Eastbound

Direction: Westbound

Direction: Total Flow

Hour Beginning	Thu 24/03/2022	Fri 25/03/2022	Sat 26/03/2022	Sun 27/03/2022	Mon 28/03/2022	Tue 29/03/2022	Wed 30/03/2022	5-Day Ave.	7-Day Ave.
00:00	108	128	84	72	77	65	115	99	93
01:00	84	99	74	50	41	54	74	70	68
02:00	89	73	70	0	53	86	76	75	64
03:00	79	71	64	26	57	87	112	81	72
04:00	166	198	84	39	113	161	166	161	132
05:00	300	373	160	83	299	305	357	327	268
06:00	770	727	287	136	723	719	623	712	569
07:00	1094	1016	348	173	1160	1235	1056	1112	869
08:00	925	812	455	236	1059	997	942	955	781
09:00	783	709	615	419	822	892	856	812	728
10:00	601	741	643	536	802	771	768	737	695
11:00	687	689	634	629	776	696	751	720	695
12:00	599	703	648	686	741	694	771	702	692
13:00	572	755	595	617	621	681	699	666	649
14:00	800	847	548	588	714	661	785	761	706
15:00	728	827	556	558	640	693	716	721	674
16:00	821	758	538	625	769	756	817	784	726
17:00	719	714	541	589	689	752	740	723	678
18:00	645	634	512	589	565	507	588	588	577
19:00	396	451	308	437	328	354	394	385	381
20:00	298	309	280	356	238	272	276	279	290
21:00	255	230	250	269	210	263	253	242	247
22:00	193	199	136	123	171	194	172	186	170
23:00	151	115	116	84	125	134	140	133	124
Total									
12H(7-19)	8974	9205	6633	6245	9398	9335	9489	9280	8468
18H(6-22)	10693	10922	7758	7443	10897	10943	11035	10888	9956
18H(6-24)	11037	11236	8010	7650	11193	11271	11347	11217	10249
24H(0-24)	11863	12178	8546	7930	11833	12029	12247	12039	10947
AM Peak	07:00	07:00	10:00	11:00	07:00	07:00	07:00	07:00	07:00
	1094	1016	643	629	1160	1235	1056	1112	869
PM Peak	16:00	14:00	12:00	12:00	16:00	16:00	16:00	16:00	16:00
	821	847	648	686	769	756	817	784	726

360 TSL Ltd

Hour Beginning	Thu 24/03/2022	Fri 25/03/2022	Sat 26/03/2022	Sun 27/03/2022	Mon 28/03/2022	Tue 29/03/2022	Wed 30/03/2022	5-Day Ave.	7-Day Ave.
00:00	67	70	59	54	50	63	78	66	63
01:00	75	61	43	55	39	64	96	67	62
02:00	86	85	69	0	65	70	107	83	69
03:00	103	111	78	58	136	121	162	127	110
04:00	197	183	101	91	192	210	289	214	180
05:00	388	350	230	132	413	383	355	378	322
06:00	490	491	281	145	534	516	580	522	434
07:00	694	675	409	217	779	746	802	739	617
08:00	678	656	544	327	744	758	726	712	633
09:00	675	657	593	508	646	623	662	653	623
10:00	596	700	640	587	681	618	636	646	637
11:00	646	785	698	756	786	654	726	719	722
12:00	639	858	662	680	658	771	715	728	712
13:00	698	799	592	642	762	822	803	777	731
14:00	758	844	548	591	644	710	809	753	701
15:00	753	804	562	597	764	785	744	770	716
16:00	836	890	494	658	792	839	829	837	763
17:00	843	759	475	506	877	782	862	825	729
18:00	578	537	456	487	562	517	513	541	521
19:00	372	328	302	440	360	355	300	343	351
20:00	258	282	228	302	249	258	227	255	258
21:00	166	156	127	194	143	184	153	160	160
22:00	110	108	107	98	96	120	112	109	107
23:00	86	89	79	87	79	86	66	81	82
Total									
12H(7-19)	8394	8964	6673	6556	8695	8625	8827	8701	8105
18H(6-22)	9680	10221	7611	7637	9981	9938	10087	9981	9308
18H(6-24)	9876	10418	7797	7822	10156	10144	10265	10172	9497
24H(0-24)	10792	11278	8377	8212	11051	11055	11352	11106	10302
AM Peak	07:00	11:00	11:00	11:00	11:00	08:00	07:00	07:00	11:00
	694	785	698	756	786	758	802	739	722
PM Peak	17:00	16:00	12:00	12:00	17:00	16:00	17:00	16:00	16:00
	843	890	662	680	877	839	862	837	763

360 TSL Ltd

Hour Beginning	Thu 24/03/2022	Fri 25/03/2022	Sat 26/03/2022	Sun 27/03/2022	Mon 28/03/2022	Tue 29/03/2022	Wed 30/03/2022	5-Day Ave.	7-Day Ave.
00:00	175	198	143	126	127	128	193	164	156
01:00	159	160	117	105	80	118	170	137	130
02:00	175	158	139	0	118	156	183	158	133
03:00	182	182	142	94	193	208	274	208	182
04:00	363	381	185	130	305	371	455	375	313
05:00	688	723	390	215	712	688	712	705	590
06:00	1260	1218	568	281	1257	1235	1203	1235	1003
07:00	1788	1691	757	390	1939	1981	1858	1851	1466
08:00	1603	1468	999	563	1843	1755	1668	1667	1414
09:00	1458	1366	1208	927	1468	1515	1518	1465	1351
10:00	1197	1441	1283	1123	1483	1389	1404	1383	1331
11:00	1333	1474	1332	1385	1562	1350	1477	1439	1416
12:00	1238	1561	1310	1366	1399	1465	1486	1430	1404
13:00	1270	1554	1187	1259	1383	1503	1402	1442	1380
14:00	1558	1691	1096	1179	1358	1371	1540	1514	1407
15:00	1481	1631	1118	1155	1404	1478	1460	1491	1390
16:00	1657	1648	1032	1283	1561	1595	1646	1621	1489
17:00	1562	1473	1016	1095	1566	1534	1602	1547	1407
18:00	1223	1171	968	1076	1127	1024	1101	1129	1099
19:00	768	779	610	877	688	709	694	728	732
20:00	556	591	508	658	487	530	503	533	548
21:00	421	386	377	463	353	447	406	403	408
22:00	303	307	243	221	267	314	284	295	277
23:00	237	204	195	171	204	220	206	214	205
Total									
12H(7-19)	17368	18169	13306	12801	18093	17960	18316	17981	16573
18H(6-22)	20373	21143	15369	15080	20878	20881	21122	20879	19264
18H(6-24)	20913	21654	15807	15472	21349	21415	21612	21389	19746
24H(0-24)	22655	23456	16923	16142	22884	23084	23599	23136	21249
AM Peak	07:00	07:00	11:00	11:00	07:00	07:00	07:00	07:00	07:00
	1788	1691	1332	1385	1939	1981	1858	1851	1466
PM Peak	16:00	14:00	12:00	12:00	17:00	16:00	16:00	16:00	16:00
	1657	1691	1310	1366	1566	1595	1646	1621	1489

360 TSL Ltd

East Heckington ATC, A17 (Eastern Site)

Direction: Eastbound

	Total Volume	LIGHT	OGV1	OGV2	BUS
Thu 24 Mar 2022	11863	10056	1300	426	81
Fri 25 Mar 2022	12178	10561	1212	352	53
Sat 26 Mar 2022	8546	7686	680	164	16
Sun 27 Mar 2022	7930	7341	493	84	12
Mon 28 Mar 2022	11833	10258	1161	366	48
Tue 29 Mar 2022	12029	10762	1015	214	38
Wed 30 Mar 2022	12247	11177	873	160	37
5 Day Ave.	12030	10563	1112	304	51
7 Day Ave.	10947	9692	962	252	41

Direction: Westbound

	Total Volume	LIGHT	OGV1	OGV2	BUS
Thu 24 Mar 2022	10792	7771	1918	950	153
Fri 25 Mar 2022	11278	8508	1844	780	146
Sat 26 Mar 2022	8377	6927	1062	343	45
Sun 27 Mar 2022	8212	7018	871	291	32
Mon 28 Mar 2022	11051	8481	1717	727	126
Tue 29 Mar 2022	11055	8733	1567	639	116
Wed 30 Mar 2022	11352	9066	1602	559	125
5 Day Ave.	11106	8512	1730	731	133
7 Day Ave.	10302	8072	1512	613	106

Direction: Total Flow

	Total Volume	LIGHT	OGV1	OGV2	BUS
Thu 24 Mar 2022	22655	17827	3218	1376	234
Fri 25 Mar 2022	23456	19069	3056	1132	199
Sat 26 Mar 2022	16923	14613	1742	507	61
Sun 27 Mar 2022	16142	14359	1364	375	44
Mon 28 Mar 2022	22884	18739	2878	1093	174
Tue 29 Mar 2022	23084	19495	2582	853	154
Wed 30 Mar 2022	23599	20243	2475	719	162
5 Day Ave.	23136	19075	2842	1035	185
7 Day Ave.	21249	17764	2474	865	147

	Total Volume	LIGHT	OGV1	OGV2	BUS
Thu 24 Mar 2022	100.0%	84.8%	11.0%	3.6%	0.7%
Fri 25 Mar 2022	100.0%	86.7%	10.0%	2.9%	0.4%
Sat 26 Mar 2022	100.0%	89.9%	8.0%	1.9%	0.2%
Sun 27 Mar 2022	100.0%	92.6%	6.2%	1.1%	0.2%
Mon 28 Mar 2022	100.0%	86.7%	9.8%	3.1%	0.4%
Tue 29 Mar 2022	100.0%	89.5%	8.4%	1.8%	0.3%
Wed 30 Mar 2022	100.0%	91.3%	7.1%	1.3%	0.3%
5 Day Ave.	100.0%	87.8%	9.2%	2.5%	0.4%
7 Day Ave.	100.0%	88.5%	8.8%	2.3%	0.4%

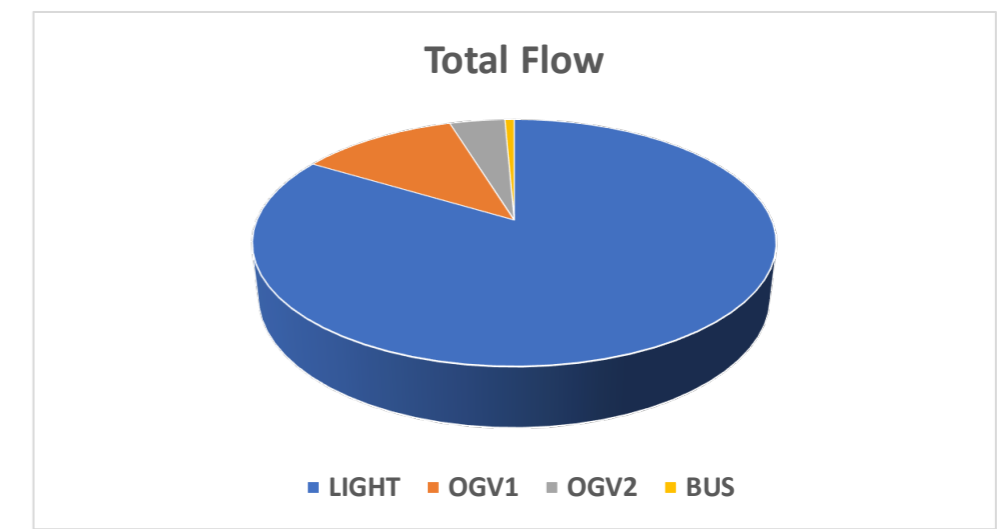
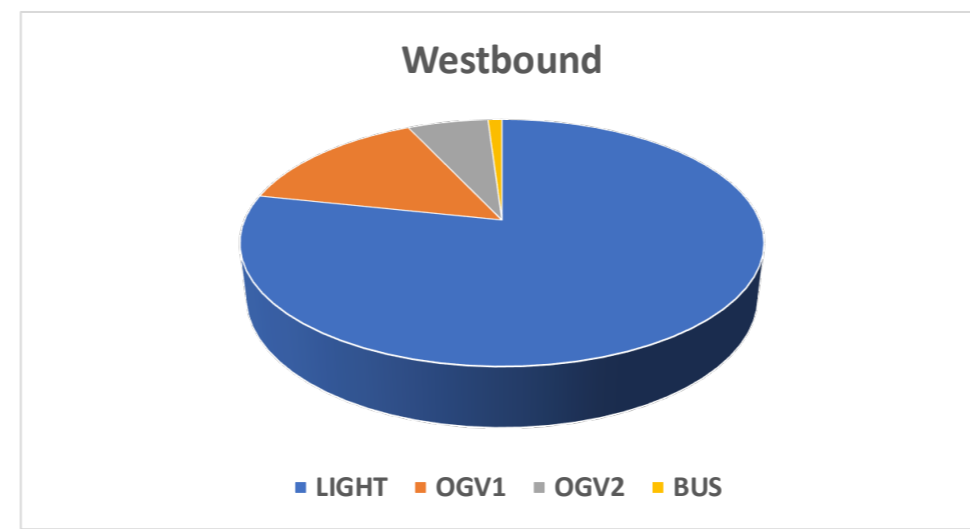
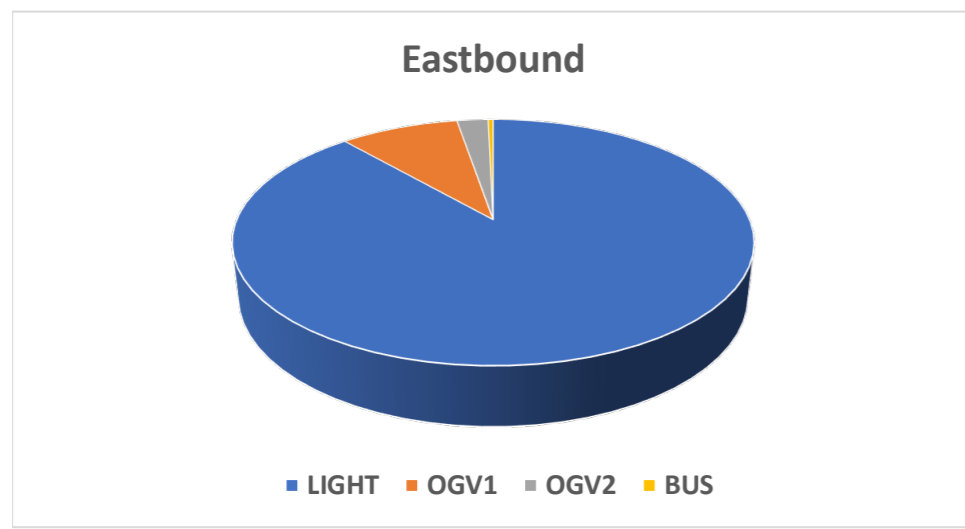
	Total Volume	LIGHT	OGV1	OGV2	BUS
Thu 24 Mar 2022	100.0%	72.0%	17.8%	8.8%	1.4%
Fri 25 Mar 2022	100.0%	75.4%	16.4%	6.9%	1.3%
Sat 26 Mar 2022	100.0%	82.7%	12.7%	4.1%	0.5%
Sun 27 Mar 2022	100.0%	85.5%	10.6%	3.5%	0.4%
Mon 28 Mar 2022	100.0%	76.7%	15.5%	6.6%	1.1%
Tue 29 Mar 2022	100.0%	79.0%	14.2%	5.8%	1.0%
Wed 30 Mar 2022	100.0%	79.9%	14.1%	4.9%	1.1%
5 Day Ave.	100.0%	76.6%	15.6%	6.6%	1.2%
7 Day Ave.	100.0%	78.4%	14.7%	5.9%	1.0%

	Total Volume	LIGHT	OGV1	OGV2	BUS
Thu 24 Mar 2022	100.0%	78.7%	14.2%	6.1%	1.0%
Fri 25 Mar 2022	100.0%	81.3%	13.0%	4.8%	0.8%
Sat 26 Mar 2022	100.0%	86.3%	10.3%	3.0%	0.4%
Sun 27 Mar 2022	100.0%	89.0%	8.5%	2.3%	0.3%
Mon 28 Mar 2022	100.0%	81.9%	12.6%	4.8%	0.8%
Tue 29 Mar 2022	100.0%	84.5%	11.2%	3.7%	0.7%
Wed 30 Mar 2022	100.0%	85.8%	10.5%	3.0%	0.7%
5 Day Ave.	100.0%	82.4%	12.3%	4.5%	0.8%
7 Day Ave.	100.0%	83.6%	11.6%	4.1%	0.7%

360 TSL Ltd

360 TSL Ltd

360 TSL Ltd

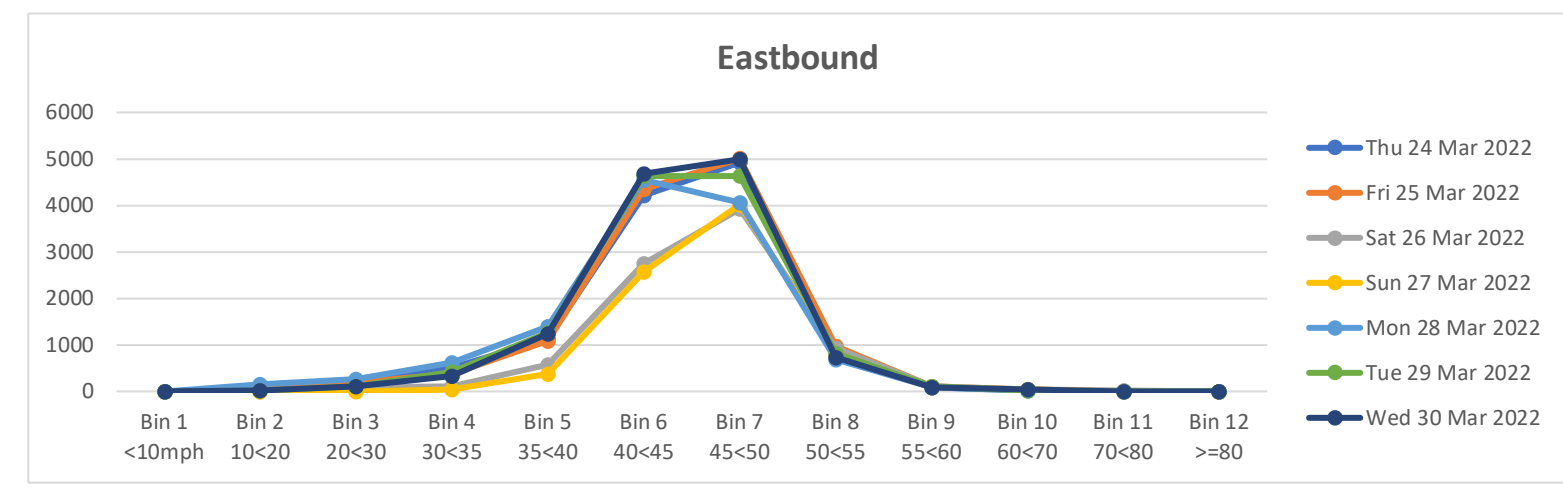


East Heckington ATC, A17 (Eastern Site)

Direction: Eastbound

	Total Volume	85th Percentile	Mean Average	Standard Deviation	Bin 1 <10mph	Bin 2 10<20	Bin 3 20<30	Bin 4 30<35	Bin 5 35<40	Bin 6 40<45	Bin 7 45<50	Bin 8 50<55	Bin 9 55<60	Bin 10 60<70	Bin 11 70<80	Bin 12 >=80
Thu 24 Mar 2022	11863	49.8	44.2	5.5	1	10	199	512	1120	4213	4922	781	79	21	3	2
Fri 25 Mar 2022	12178	50.3	44.4	5.7	4	46	192	376	1085	4354	5007	965	106	32	6	5
Sat 26 Mar 2022	8546	50.9	45.6	5.1	0	2	88	118	579	2743	3922	939	101	42	11	1
Sun 27 Mar 2022	7930	50.5	46.1	4.3	0	0	4	45	375	2564	4018	777	93	47	5	2
Mon 28 Mar 2022	11833	49.8	43.1	6.4	6	144	259	623	1386	4547	4071	689	84	21	2	1
Tue 29 Mar 2022	12029	49.7	44.2	5.2	5	12	101	431	1253	4631	4631	830	104	26	1	4
Wed 30 Mar 2022	12247	49.7	44.4	5.1	2	12	108	328	1251	4675	4992	733	94	37	7	8
5 Day Ave.	12030	49.9	44.1	5.6	4	45	172	454	1219	4484	4725	800	93	27	4	4
7 Day Ave.	10947	50.1	44.6	5.3	3	32	136	348	1007	3961	4509	816	94	32	5	3

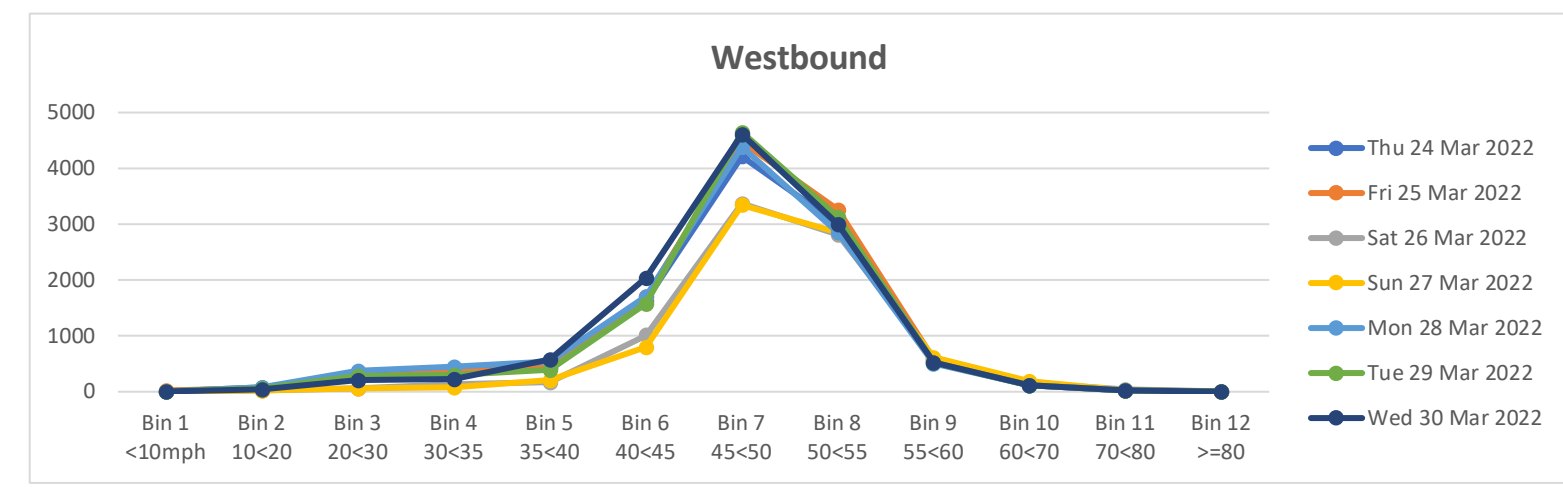
360 TSL Ltd



Direction: Westbound

	Total Volume	85th Percentile	Mean Average	Standard Deviation	Bin 1 <10mph	Bin 2 10<20	Bin 3 20<30	Bin 4 30<35	Bin 5 35<40	Bin 6 40<45	Bin 7 45<50	Bin 8 50<55	Bin 9 55<60	Bin 10 60<70	Bin 11 70<80	Bin 12 >=80
Thu 24 Mar 2022	10792	54.9	47.0	7.6	6	88	310	402	433	1633	4214	3007	565	111	16	7
Fri 25 Mar 2022	11278	54.8	47.4	7.2	17	58	264	350	428	1697	4477	3259	575	133	17	3
Sat 26 Mar 2022	8377	55.5	49.0	6.2	0	27	55	130	177	1013	3371	2813	601	147	38	5
Sun 27 Mar 2022	8212	55.7	49.3	6.1	2	26	66	77	214	802	3342	2861	609	184	24	5
Mon 28 Mar 2022	11051	54.6	46.6	7.8	13	86	374	451	543	1704	4386	2852	501	115	20	6
Tue 29 Mar 2022	11055	54.7	47.4	7.1	10	61	277	305	391	1575	4647	3125	530	108	17	9
Wed 30 Mar 2022	11352	54.0	47.3	6.6	7	38	201	234	573	2039	4611	3000	520	111	17	1
5 Day Ave.	11106	54.6	47.1	7.2	11	66	285	348	474	1730	4467	3049	538	116	17	5
7 Day Ave.	10302	54.9	47.7	6.9	8	55	221	278	394	1495	4150	2988	557	130	21	5

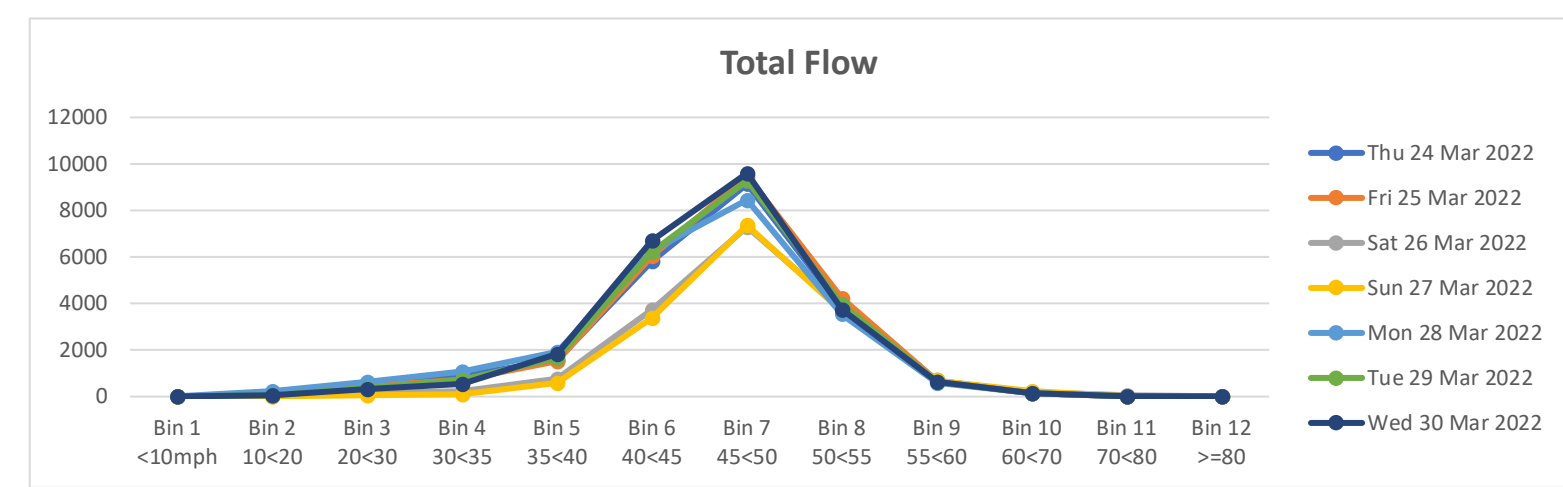
360 TSL Ltd



Direction: Total Flow

	Total Volume	85th Percentile	Mean Average	Standard Deviation	Bin 1 <10mph	Bin 2 10<20	Bin 3 20<30	Bin 4 30<35	Bin 5 35<40	Bin 6 40<45	Bin 7 45<50	Bin 8 50<55	Bin 9 55<60	Bin 10 60<70	Bin 11 70<80	Bin 12 >=80
Thu 24 Mar 2022	22655	52.5	45.5	6.7	7	98	509	914	1553	5846	9136	3788	644	132	19	9
Fri 25 Mar 2022	23456	52.7	45.8	6.6	21	104	456	726	1513	6051	9484	4224	681	165	23	8
Sat 26 Mar 2022	16923	53.4	47.3	5.9	0	29	143	248	756	3756	7293	3752	702	189	49	6
Sun 27 Mar 2022	16142	53.5	47.7	5.6	2	26	70	122	589	3366	7360	3638	702	231	29	7
Mon 28 Mar 2022	22884	52.4	44.8	7.3	19	230	633	1074	1929	6251	8457	3541	585	136	22	7
Tue 29 Mar 2022	23084	52.4	45.7	6.4	15	73	378	736	1644	6206	9278	3955	634	134	18	13
Wed 30 Mar 2022	23599	52.0	45.8	6.0	9	50	309	562	1824	6714	9603	3733	614	148	24	9
5 Day Ave.	23136	52.4	45.5	6.6	14	111	457	802	1693	6214	9192	3848	632	143	21	9
7 Day Ave.	21249	52.7	46.1	6.4	10	87	357	626	1401	5456	8659	3804	652	162	26	8

360 TSL Ltd



East Heckington ATC, A17 (Eastern Site)

Direction: Eastbound

	Total Volume	85th Percentile	Mean Average	Standard Deviation	Bin 1 <10mph	Bin 2 10<20	Bin 3 20<30	Bin 4 30<35	Bin 5 35<40	Bin 6 40<45	Bin 7 45<50	Bin 8 50<55	Bin 9 55<60	Bin 10 60<70	Bin 11 70<80	Bin 12 >=80
Thu 24 Mar 2022	1288	48.3	43.1	5.0	0	0	13	92	162	517	474	26	3	1	0	0
Fri 25 Mar 2022	1430	47.9	42.8	4.9	0	0	19	69	246	627	423	39	7	0	0	0
Sat 26 Mar 2022	1277	49.2	43.7	5.3	0	2	32	29	135	530	479	63	6	1	0	0
Sun 27 Mar 2022	1165	49.3	45.3	3.8	0	0	0	2	75	449	548	82	8	1	0	0
Mon 28 Mar 2022	1578	47.2	41.6	5.5	0	7	29	138	281	770	312	37	3	0	1	0
Tue 29 Mar 2022	1467	47.9	43.2	4.5	0	0	8	81	150	727	458	40	3	0	0	0
Wed 30 Mar 2022	1519	47.8	43.5	4.1	0	0	2	35	221	692	531	36	2	0	0	0
5 Day Ave.	1456	47.8	42.8	4.8	0	1	14	83	212	667	440	36	4	0	0	0
7 Day Ave.	1389	48.2	43.3	4.7	0	1	15	64	181	616	461	46	5	0	0	0

360 TSL Ltd

Direction: Westbound

	Total Volume	85th Percentile	Mean Average	Standard Deviation	Bin 1 <10mph	Bin 2 10<20	Bin 3 20<30	Bin 4 30<35	Bin 5 35<40	Bin 6 40<45	Bin 7 45<50	Bin 8 50<55	Bin 9 55<60	Bin 10 60<70	Bin 11 70<80	Bin 12 >=80
Thu 24 Mar 2022	1242	53.1	46.3	6.6	0	8	27	61	35	226	575	283	25	1	0	1
Fri 25 Mar 2022	1485	52.4	44.8	7.3	1	10	53	116	84	301	603	302	15	0	0	0
Sat 26 Mar 2022	1338	53.3	47.2	5.9	0	2	27	40	42	187	650	351	36	3	0	0
Sun 27 Mar 2022	1343	53.0	47.4	5.4	0	2	14	20	42	234	661	324	38	6	2	0
Mon 28 Mar 2022	1467	52.3	45.8	6.3	1	14	17	46	93	312	689	278	15	2	0	0
Tue 29 Mar 2022	1272	53.2	46.0	7.0	1	8	45	57	46	201	591	303	20	0	0	0
Wed 30 Mar 2022	1362	52.4	45.6	6.6	1	4	50	39	92	243	660	257	15	1	0	0
5 Day Ave.	1366	52.7	45.7	6.7	1	9	38	64	70	257	624	285	18	1	0	0
7 Day Ave.	1358	52.8	46.2	6.4	1	7	33	54	62	243	633	300	23	2	0	0

360 TSL Ltd

Direction: Total Flow

	Total Volume	85th Percentile	Mean Average	Standard Deviation	Bin 1 <10mph	Bin 2 10<20	Bin 3 20<30	Bin 4 30<35	Bin 5 35<40	Bin 6 40<45	Bin 7 45<50	Bin 8 50<55	Bin 9 55<60	Bin 10 60<70	Bin 11 70<80	Bin 12 >=80
Thu 24 Mar 2022	2530	50.9	44.6	6.1	0	8	40	153	197	743	1049	309	28	2	0	1
Fri 25 Mar 2022	2915	50.4	43.8	6.3	1	10	72	185	330	928	1026	341	22	0	0	0
Sat 26 Mar 2022	2615	51.6	45.5	5.9	0	4	59	69	177	717	1129	414	42	4	0	0
Sun 27 Mar 2022	2508	51.5	46.5	4.8	0	2	14	22	117	683	1209	406	46	7	2	0
Mon 28 Mar 2022	3045	50.1	43.6	6.2	1	21	46	184	374	1082	1001	315	18	2	1	0
Tue 29 Mar 2022	2739	50.7	44.5	5.9	1	8	53	138	196	928	1049	343	23	0	0	0
Wed 30 Mar 2022	2881	50.2	44.5	5.5	1	4	52	74	313	935	1191	293	17	1	0	0
5 Day Ave.	2822	50.4	44.2	6.0	1	10	53	147	282	923	1063	320	22	1	0	0
7 Day Ave.	2748	50.8	44.7	5.8	1	8	48	118	243	859	1093	346	28	2	0	0

360 TSL Ltd

East Heckington ATC, A17 (Eastern Site)

Direction: Eastbound

	Total Volume	85th Percentile	Mean Average	Standard Deviation	Bin 1 <10mph	Bin 2 10<20	Bin 3 20<30	Bin 4 30<35	Bin 5 35<40	Bin 6 40<45	Bin 7 45<50	Bin 8 50<55	Bin 9 55<60	Bin 10 60<70	Bin 11 70<80	Bin 12 >=80
Thu 24 Mar 2022	1528	48.7	42.1	6.4	0	9	68	121	183	643	439	60	4	1	0	0
Fri 25 Mar 2022	1674	49.3	42.8	6.3	0	25	50	61	175	693	620	46	4	0	0	0
Sat 26 Mar 2022	1104	49.8	44.7	4.9	0	0	17	23	97	369	515	76	7	0	0	0
Sun 27 Mar 2022	1146	50.0	45.8	4.1	0	0	0	16	63	354	595	110	5	3	0	0
Mon 28 Mar 2022	1354	49.5	43.5	5.8	1	2	42	68	120	491	562	68	0	0	0	0
Tue 29 Mar 2022	1354	49.0	44.1	4.7	0	0	15	21	170	519	555	69	4	1	0	0
Wed 30 Mar 2022	1501	48.0	43.2	4.6	0	0	16	74	166	716	486	43	0	0	0	0
5 Day Ave.	1482	48.9	43.1	5.5	0	7	38	69	163	612	532	57	2	0	0	0
7 Day Ave.	1380	49.2	43.7	5.2	0	5	30	55	139	541	539	67	3	1	0	0

360 TSL Ltd

Direction: Westbound

	Total Volume	85th Percentile	Mean Average	Standard Deviation	Bin 1 <10mph	Bin 2 10<20	Bin 3 20<30	Bin 4 30<35	Bin 5 35<40	Bin 6 40<45	Bin 7 45<50	Bin 8 50<55	Bin 9 55<60	Bin 10 60<70	Bin 11 70<80	Bin 12 >=80
Thu 24 Mar 2022	1511	53.2	45.7	7.2	0	9	46	84	99	291	560	378	42	1	1	0
Fri 25 Mar 2022	1648	53.7	46.6	6.9	2	16	30	44	61	356	650	422	58	9	0	0
Sat 26 Mar 2022	1110	55.1	49.0	5.9	0	7	3	19	24	116	444	411	66	20	0	0
Sun 27 Mar 2022	1188	55.4	48.7	6.4	0	7	21	13	29	104	496	435	62	20	0	1
Mon 28 Mar 2022	1408	54.1	46.4	7.5	1	23	31	51	48	240	605	356	46	6	1	0
Tue 29 Mar 2022	1495	53.1	45.6	7.2	0	10	64	49	109	238	660	338	23	4	0	0
Wed 30 Mar 2022	1553	52.3	46.6	5.5	0	5	15	16	70	391	715	306	26	5	4	0
5 Day Ave.	1523	53.3	46.2	6.9	1	13	37	49	77	303	638	360	39	5	1	0
7 Day Ave.	1416	53.9	47.0	6.7	0	11	30	39	63	248	590	378	46	9	1	0

360 TSL Ltd

Direction: Total Flow

	Total Volume	85th Percentile	Mean Average	Standard Deviation	Bin 1 <10mph	Bin 2 10<20	Bin 3 20<30	Bin 4 30<35	Bin 5 35<40	Bin 6 40<45	Bin 7 45<50	Bin 8 50<55	Bin 9 55<60	Bin 10 60<70	Bin 11 70<80	Bin 12 >=80
Thu 24 Mar 2022	3039	51.2	43.9	7.1	0	18	114	205	282	934	999	438	46	2	1	0
Fri 25 Mar 2022	3322	51.8	44.7	6.8	2	41	80	105	236	1049	1270	468	62	9	0	0
Sat 26 Mar 2022	2214	52.9	46.9	5.9	0	7	20	42	121	485	959	487	73	20	0	0
Sun 27 Mar 2022	2334	53.1	47.3	5.6	0	7	21	29	92	458	1091	545	67	23	0	1
Mon 28 Mar 2022	2762	52.1	45.0	6.8	2	25	73	119	168	731	1167	424	46	6	1	0
Tue 29 Mar 2022	2849	51.3	44.9	6.2	0	10	79	70	279	757	1215	407	27	5	0	0
Wed 30 Mar 2022	3054	50.5	44.9	5.4	0	5	31	90	236	1107	1201	349	26	5	4	0
5 Day Ave.	3005	51.4	44.7	6.5	1	20	75	118	240	916	1170	417	41	5	1	0
7 Day Ave.	2796	51.8	45.4	6.2	1	16	60	94	202	789	1129	445	50	10	1	0

360 TSL Ltd

East Heckington ATC, A17 (Eastern Site)

Direction: Eastbound

24/03/2022

Hour Beginning	Total Volume	LIGHT	OGV1	OGV2	BUS
00:00	108	93	9	6	0
01:00	84	68	10	5	1
02:00	89	77	5	7	0
03:00	79	68	5	6	0
04:00	166	142	17	6	1
05:00	300	266	24	6	4
06:00	770	702	55	12	1
07:00	1094	967	112	7	8
08:00	925	773	127	23	2
09:00	783	627	109	40	7
10:00	601	458	93	40	10
11:00	687	510	105	62	10
12:00	599	467	86	39	7
13:00	572	455	72	36	9
14:00	800	669	88	39	4
15:00	728	599	93	31	5
16:00	821	703	91	22	5
17:00	719	633	74	11	1
18:00	645	598	39	6	2
19:00	396	366	25	2	3
20:00	298	267	25	5	1
21:00	255	233	17	5	0
22:00	193	175	11	7	0
23:00	151	140	8	3	0
Total					
12H(7-19)	8974	7459	1089	356	70
16H(6-22)	10693	9027	1211	380	75
18H(6-24)	11037	9342	1230	390	75
24H(0-24)	11863	10056	1300	426	81
AM Peak	07:00	07:00	08:00	11:00	10:00
	1094	967	127	62	10
PM Peak	16:00	16:00	15:00	12:00	13:00
	821	703	93	39	9

360 TSL Ltd

Direction: Westbound

Hour Beginning	Total Volume	LIGHT	OGV1	OGV2	BUS
00:00	67	40	14	12	1
01:00	75	35	10	30	0
02:00	86	42	11	31	2
03:00	103	58	10	34	1
04:00	197	125	20	46	6
05:00	388	262	67	54	5
06:00	490	317	111	54	8
07:00	694	517	133	38	6
08:00	678	479	140	50	9
09:00	675	458	145	61	11
10:00	596	409	107	59	21
11:00	646	442	120	73	11
12:00	639	460	107	62	10
13:00	698	486	154	46	12
14:00	758	556	144	44	14
15:00	753	538	151	51	13
16:00	836	632	151	46	7
17:00	843	693	118	29	3
18:00	578	467	78	29	4
19:00	372	297	47	25	3
20:00	258	208	30	18	2
21:00	166	126	21	15	4
22:00	110	77	12	21	0
23:00	86	47	17	22	0
Total					
12H(7-19)	8394	6137	1548	588	121
16H(6-22)	9680	7085	1757	700	138
18H(6-24)	9876	7209	1786	743	138
24H(0-24)	10792	7771	1918	950	153
AM Peak	07:00	07:00	09:00	11:00	10:00
	694	517	145	73	21
PM Peak	17:00	17:00	13:00	12:00	14:00
	843	693	154	62	14

360 TSL Ltd

Direction: Total Flow

Hour Beginning	Total Volume	LIGHT	OGV1	OGV2	BUS
00:00	175	133	23	18	1
01:00	159	103	20	35	1
02:00	175	119	16	38	2
03:00	182	126	15	40	1
04:00	363	267	37	52	7
05:00	688	528	91	60	9
06:00	1260	1019	166	66	9
07:00	1788	1484	245	45	14
08:00	1603	1252	267	73	11
09:00	1458	1085	254	101	18
10:00	1197	867	200	99	31
11:00	1333	952	225	135	21
12:00	1238	927	193	101	17
13:00	1270	941	226	82	21
14:00	1558	1225	232	83	18
15:00	1481	1137	244	82	18
16:00	1657	1335	242	68	12
17:00	1562	1326	192	40	4
18:00	1223	1065	117	35	6
19:00	768	663	72	27	6
20:00	556	475	55	23	3
21:00	421	359	38	20	4
22:00	303	252	23	28	0
23:00	237	187	25	25	0
Total					
12H(7-19)	17368	13596	2637	944	191
16H(6-22)	20373	16112	2968	1080	213
18H(6-24)	20913	16551	3016	1133	213
24H(0-24)	22655	17827	3218	1376	234
AM Peak	07:00	07:00	08:00	11:00	10:00
	1788	1484	267	135	31
PM Peak	16:00	16:00	15:00	12:00	13:00
	1657	1335	244	101	21

360 TSL Ltd

East Heckington ATC, A17 (Eastern Site)

Direction: Eastbound

25/03/2022

Hour Beginning	Total Volume	LIGHT	OGV1	OGV2	BUS
00:00	128	123	2	3	0
01:00	99	82	8	8	1
02:00	73	60	6	6	1
03:00	71	58	9	3	1
04:00	198	179	14	4	1
05:00	373	333	32	4	4
06:00	727	658	64	4	1
07:00	1016	894	106	8	8
08:00	812	694	97	19	2
09:00	709	565	101	38	5
10:00	741	614	83	40	4
11:00	689	573	83	28	5
12:00	703	563	95	40	5
13:00	755	635	79	35	6
14:00	847	728	90	26	3
15:00	827	706	83	36	2
16:00	758	664	84	8	2
17:00	714	643	60	11	0
18:00	634	592	31	10	1
19:00	451	406	37	8	0
20:00	309	291	17	1	0
21:00	230	212	12	6	0
22:00	199	182	12	4	1
23:00	115	106	7	2	0
Total					
12H(7-19)	9205	7871	992	299	43
16H(6-22)	10922	9438	1122	318	44
18H(6-24)	11236	9726	1141	324	45
24H(0-24)	12178	10561	1212	352	53
AM Peak	07:00	07:00	07:00	10:00	07:00
	1016	894	106	40	8
PM Peak	14:00	14:00	12:00	12:00	13:00
	847	728	95	40	6

360 TSL Ltd

Direction: Westbound

Hour Beginning	Total Volume	LIGHT	OGV1	OGV2	BUS
00:00	70	38	11	19	2
01:00	61	26	8	24	3
02:00	85	40	10	35	0
03:00	111	67	18	26	0
04:00	183	115	28	38	2
05:00	350	246	44	52	8
06:00	491	345	100	43	3
07:00	675	495	129	42	9
08:00	656	459	127	53	17
09:00	657	458	122	63	14
10:00	700	523	114	53	10
11:00	785	591	132	47	15
12:00	858	667	141	40	10
13:00	799	598	152	42	7
14:00	844	649	146	39	10
15:00	804	603	141	50	10
16:00	890	717	139	22	12
17:00	759	656	89	11	3
18:00	537	455	67	11	4
19:00	328	266	45	11	6
20:00	282	228	36	17	1
21:00	156	125	16	15	0
22:00	108	80	14	14	0
23:00	89	61	15	13	0
Total					
12H(7-19)	8964	6871	1499	473	121
16H(6-22)	10221	7835	1696	559	131
18H(6-24)	10418	7976	1725	586	131
24H(0-24)	11278	8508	1844	780	146
AM Peak	11:00	11:00	11:00	09:00	08:00
	785	591	132	63	17
PM Peak	16:00	16:00	13:00	15:00	16:00
	890	717	152	50	12

360 TSL Ltd

Direction: Total Flow

Hour Beginning	Total Volume	LIGHT	OGV1	OGV2	BUS
00:00	198	161	13	22	2
01:00	160	108	16	32	4
02:00	158	100	16	41	1
03:00	182	125	27	29	1
04:00	381	294	42	42	3
05:00	723	579	76	56	12
06:00	1218	1003	164	47	4
07:00	1691	1389	235	50	17
08:00	1468	1153	224	72	19
09:00	1366	1023	223	101	19
10:00	1441	1137	197	93	14
11:00	1474	1164	215	75	20
12:00	1561	1230	236	80	15
13:00	1554	1233	231	77	13
14:00	1691	1377	236	65	13
15:00	1631	1309	224	86	12
16:00	1648	1381	223	30	14
17:00	1473	1299	149	22	3
18:00	1171	1047	98	21	5
19:00	779	672	82	19	6
20:00	591	519	53	18	1
21:00	386	337	28	21	0
22:00	307	262	26	18	1
23:00	204	167	22	15	0
Total					
12H(7-19)	18169	14742	2491	772	164
16H(6-22)	21143	17273	2818	877	175
18H(6-24)	21654	17702	2866	910	176
24H(0-24)	23456	19069	3056	1132	199
AM Peak	07:00	07:00	07:00	09:00	11:00
	1691	1389	235	101	20
PM Peak	14:00	16:00	12:00	15:00	12:00
	1691	1381	236	86	15

360 TSL Ltd

East Heckington ATC, A17 (Eastern Site)

Direction: Eastbound

26/03/2022

Hour Beginning	Total Volume	LIGHT	OGV1	OGV2	BUS
00:00	84	70	7	6	1
01:00	74	66	4	4	0
02:00	70	57	11	2	0
03:00	64	49	7	8	0
04:00	84	63	12	9	0
05:00	160	140	15	4	1
06:00	287	258	23	4	2
07:00	348	297	47	4	0
08:00	455	399	50	4	2
09:00	615	549	50	15	1
10:00	643	583	50	7	3
11:00	634	563	51	20	0
12:00	648	581	51	15	1
13:00	595	539	40	16	0
14:00	548	505	38	4	1
15:00	556	500	49	7	0
16:00	538	494	37	7	0
17:00	541	493	41	5	2
18:00	512	482	24	6	0
19:00	308	285	22	1	0
20:00	280	257	18	5	0
21:00	250	229	18	3	0
22:00	136	122	9	4	1
23:00	116	105	6	4	1
Total					
12H(7-19)	6633	5985	528	110	10
16H(6-22)	7758	7014	609	123	12
18H(6-24)	8010	7241	624	131	14
24H(0-24)	8546	7686	680	164	16
AM Peak	10:00	10:00	11:00	11:00	10:00
	643	583	51	20	3
PM Peak	12:00	12:00	12:00	13:00	17:00
	648	581	51	16	2

360 TSL Ltd

Direction: Westbound

Hour Beginning	Total Volume	LIGHT	OGV1	OGV2	BUS
00:00	59	37	9	13	0
01:00	43	21	7	15	0
02:00	69	44	6	18	1
03:00	78	38	15	23	2
04:00	101	52	20	27	2
05:00	230	169	35	22	4
06:00	281	217	40	19	5
07:00	409	315	61	31	2
08:00	544	448	71	23	2
09:00	593	495	74	22	2
10:00	640	551	65	20	4
11:00	698	598	86	13	1
12:00	662	569	76	14	3
13:00	592	488	90	12	2
14:00	548	459	72	14	3
15:00	562	491	61	9	1
16:00	494	424	62	5	3
17:00	475	414	49	9	3
18:00	456	397	52	3	4
19:00	302	260	37	4	1
20:00	228	199	24	5	0
21:00	127	97	25	5	0
22:00	107	80	19	8	0
23:00	79	64	6	9	0
Total					
12H(7-19)	6673	5649	819	175	30
16H(6-22)	7611	6422	945	208	36
18H(6-24)	7797	6566	970	225	36
24H(0-24)	8377	6927	1062	343	45
AM Peak	11:00	11:00	11:00	07:00	06:00
	698	598	86	31	5
PM Peak	12:00	12:00	13:00	12:00	18:00
	662	569	90	14	4

360 TSL Ltd

Direction: Total Flow

Hour Beginning	Total Volume	LIGHT	OGV1	OGV2	BUS
00:00	143	107	16	19	1
01:00	117	87	11	19	0
02:00	139	101	17	20	1
03:00	142	87	22	31	2
04:00	185	115	32	36	2
05:00	390	309	50	26	5
06:00	568	475	63	23	7
07:00	757	612	108	35	2
08:00	999	847	121	27	4
09:00	1208	1044	124	37	3
10:00	1283	1134	115	27	7
11:00	1332	1161	137	33	1
12:00	1310	1150	127	29	4
13:00	1187	1027	130	28	2
14:00	1096	964	110	18	4
15:00	1118	991	110	16	1
16:00	1032	918	99	12	3
17:00	1016	907	90	14	5
18:00	968	879	76	9	4
19:00	610	545	59	5	1
20:00	508	456	42	10	0
21:00	377	326	43	8	0
22:00	243	202	28	12	1
23:00	195	169	12	13	1
Total					
12H(7-19)	13306	11634	1347	285	40
16H(6-22)	15369	13436	1554	331	48
18H(6-24)	15807	13807	1594	356	50
24H(0-24)	16923	14613	1742	507	61
AM Peak	11:00	11:00	11:00	09:00	06:00
	1332	1161	137	37	7
PM Peak	12:00	12:00	13:00	12:00	17:00
	1310	1150	130	29	5

360 TSL Ltd

East Heckington ATC, A17 (Eastern Site)

Direction: Eastbound

27/03/2022

Hour Beginning	Total Volume	LIGHT	OGV1	OGV2	BUS
00:00	72	65	3	4	0
01:00	50	42	5	3	0
02:00	0	0	0	0	0
03:00	36	27	4	4	1
04:00	39	32	2	5	0
05:00	83	72	9	2	0
06:00	136	122	14	0	0
07:00	173	153	18	1	1
08:00	236	211	22	3	0
09:00	419	386	28	5	0
10:00	536	499	36	1	0
11:00	629	591	34	4	0
12:00	686	629	50	5	2
13:00	617	572	40	3	2
14:00	588	546	32	8	2
15:00	558	525	27	5	1
16:00	625	589	31	5	0
17:00	589	549	37	3	0
18:00	589	553	29	6	1
19:00	437	411	22	4	0
20:00	356	335	20	1	0
21:00	269	243	22	4	0
22:00	123	110	8	4	1
23:00	84	79	0	4	1
Total					
12H(7-19)	6245	5803	384	49	9
16H(6-22)	7443	6914	462	58	9
18H(6-24)	7650	7103	470	66	11
24H(0-24)	7930	7341	493	84	12
AM Peak	11:00	11:00	10:00	04:00	03:00
	629	591	36	5	1
PM Peak	12:00	12:00	12:00	14:00	12:00
	686	629	50	8	2

360 TSL Ltd

Direction: Westbound

Hour Beginning	Total Volume	LIGHT	OGV1	OGV2	BUS
00:00	54	32	15	7	0
01:00	55	39	5	10	1
02:00	0	0	0	0	0
03:00	58	36	5	17	0
04:00	91	64	5	20	2
05:00	132	94	24	14	0
06:00	145	101	29	14	1
07:00	217	168	34	15	0
08:00	327	251	60	14	2
09:00	508	424	63	21	0
10:00	587	504	55	26	2
11:00	756	664	68	22	2
12:00	680	615	47	16	2
13:00	642	561	65	15	1
14:00	591	525	55	10	1
15:00	597	525	62	7	3
16:00	658	607	41	6	4
17:00	506	453	47	5	1
18:00	487	422	53	9	3
19:00	440	362	66	9	3
20:00	302	262	30	7	3
21:00	194	168	17	9	0
22:00	98	77	12	9	0
23:00	87	64	13	9	1
Total					
12H(7-19)	6556	5719	650	166	21
16H(6-22)	7637	6612	792	205	28
18H(6-24)	7822	6753	817	223	29
24H(0-24)	8212	7018	871	291	32
AM Peak	11:00	11:00	11:00	10:00	04:00
	756	664	68	26	2
PM Peak	12:00	12:00	19:00	12:00	16:00
	680	615	66	16	4

360 TSL Ltd

Direction: Total Flow

Hour Beginning	Total Volume	LIGHT	OGV1	OGV2	BUS
00:00	126	97	18	11	0
01:00	105	81	10	13	1
02:00	0	0	0	0	0
03:00	94	63	9	21	1
04:00	130	96	7	25	2
05:00	215	166	33	16	0
06:00	281	223	43	14	1
07:00	390	321	52	16	1
08:00	563	462	82	17	2
09:00	927	810	91	26	0
10:00	1123	1003	91	27	2
11:00	1385	1255	102	26	2
12:00	1366	1244	97	21	4
13:00	1259	1133	105	18	3
14:00	1179	1071	87	18	3
15:00	1155	1050	89	12	4
16:00	1283	1196	72	11	4
17:00	1095	1002	84	8	1
18:00	1076	975	82	15	4
19:00	877	773	88	13	3
20:00	658	597	50	8	3
21:00	463	411	39	13	0
22:00	221	187	20	13	1
23:00	171	143	13	13	2
Total					
12H(7-19)	12801	11522	1034	215	30
16H(6-22)	15080	13526	1254	263	37
18H(6-24)	15472	13856	1287	289	40
24H(0-24)	16142	14359	1364	375	44
AM Peak	11:00	11:00	11:00	10:00	04:00
	1385	1255	102	27	2
PM Peak	12:00	12:00	13:00	12:00	12:00
	1366	1244	105	21	4

360 TSL Ltd

East Heckington ATC, A17 (Eastern Site)

Direction: Eastbound

28/03/2022

Hour Beginning	Total Volume	LIGHT	OGV1	OGV2	BUS
00:00	77	63	3	11	0
01:00	41	33	3	5	0
02:00	53	41	8	4	0
03:00	57	47	6	4	0
04:00	113	100	8	5	0
05:00	299	269	22	5	3
06:00	723	658	56	7	2
07:00	1160	1065	89	6	0
08:00	1099	999	91	7	2
09:00	822	704	96	19	3
10:00	802	658	109	31	4
11:00	776	637	99	31	9
12:00	741	598	92	49	2
13:00	621	499	69	46	7
14:00	714	582	77	50	5
15:00	640	539	76	23	2
16:00	769	669	74	22	4
17:00	689	599	78	11	1
18:00	565	514	35	15	1
19:00	328	298	26	3	1
20:00	238	221	15	2	0
21:00	210	187	19	4	0
22:00	171	160	5	4	2
23:00	125	118	5	2	0
Total					
12H(7-19)	9398	8063	985	310	40
16H(6-22)	10897	9427	1101	326	43
18H(6-24)	11193	9705	1111	332	45
24H(0-24)	11833	10258	1161	366	48
AM Peak	07:00	07:00	10:00	10:00	11:00
	1160	1065	109	31	9
PM Peak	16:00	16:00	12:00	14:00	13:00
	769	669	92	50	7

360 TSL Ltd

Direction: Westbound

Hour Beginning	Total Volume	LIGHT	OGV1	OGV2	BUS
00:00	50	33	4	13	0
01:00	39	21	7	10	1
02:00	65	25	9	31	0
03:00	136	83	21	31	1
04:00	192	128	23	36	5
05:00	413	330	44	33	6
06:00	534	401	83	43	7
07:00	779	633	106	32	8
08:00	744	601	101	37	5
09:00	646	490	102	51	3
10:00	681	522	103	51	5
11:00	786	607	121	50	8
12:00	658	492	112	38	16
13:00	762	564	134	50	14
14:00	644	465	133	39	7
15:00	764	566	148	36	14
16:00	792	608	147	29	8
17:00	877	710	125	35	7
18:00	562	455	76	24	7
19:00	360	298	45	15	2
20:00	249	213	27	9	0
21:00	143	110	24	9	0
22:00	96	66	16	13	1
23:00	79	60	6	12	1
Total					
12H(7-19)	8695	6713	1408	472	102
16H(6-22)	9981	7735	1587	548	111
18H(6-24)	10156	7861	1609	573	113
24H(0-24)	11051	8481	1717	727	126
AM Peak	11:00	07:00	11:00	09:00	07:00
	786	633	121	51	8
PM Peak	17:00	17:00	15:00	13:00	12:00
	877	710	148	50	16

360 TSL Ltd

Direction: Total Flow

Hour Beginning	Total Volume	LIGHT	OGV1	OGV2	BUS
00:00	127	96	7	24	0
01:00	80	54	10	15	1
02:00	118	66	17	35	0
03:00	193	130	27	35	1
04:00	305	228	31	41	5
05:00	712	599	66	38	9
06:00	1257	1059	139	50	9
07:00	1939	1698	195	38	8
08:00	1843	1600	192	44	7
09:00	1468	1194	198	70	6
10:00	1483	1180	212	82	9
11:00	1562	1244	220	81	17
12:00	1399	1090	204	87	18
13:00	1383	1063	203	96	21
14:00	1358	1047	210	89	12
15:00	1404	1105	224	59	16
16:00	1561	1277	221	51	12
17:00	1566	1309	203	46	8
18:00	1127	969	111	39	8
19:00	688	596	71	18	3
20:00	487	434	42	11	0
21:00	353	297	43	13	0
22:00	267	226	21	17	3
23:00	204	178	11	14	1
Total					
12H(7-19)	18093	14776	2393	782	142
16H(6-22)	20878	17162	2688	874	154
18H(6-24)	21349	17566	2720	905	158
24H(0-24)	22884	18739	2878	1093	174
AM Peak	07:00	07:00	11:00	10:00	11:00
	1939	1698	220	82	17
PM Peak	17:00	17:00	15:00	13:00	13:00
	1566	1309	224	96	21

360 TSL Ltd

East Heckington ATC, A17 (Eastern Site)

Direction: Eastbound

29/03/2022

Hour Beginning	Total Volume	LIGHT	OGV1	OGV2	BUS
00:00	65	62	2	1	0
01:00	54	49	4	1	0
02:00	86	79	3	4	0
03:00	87	79	8	0	0
04:00	161	144	12	5	0
05:00	305	277	21	6	1
06:00	719	664	42	11	2
07:00	1235	1132	88	11	4
08:00	997	898	85	11	3
09:00	892	790	88	11	3
10:00	771	667	84	15	5
11:00	696	606	75	13	2
12:00	694	615	59	20	0
13:00	681	604	60	15	2
14:00	661	565	65	25	6
15:00	693	604	65	20	4
16:00	756	672	71	9	4
17:00	752	674	68	9	1
18:00	507	457	39	11	0
19:00	354	320	26	7	1
20:00	272	254	18	0	0
21:00	263	245	16	2	0
22:00	194	176	12	6	0
23:00	134	129	4	1	0
Total					
12H(7-19)	9335	8284	847	170	34
16H(6-22)	10943	9767	949	190	37
18H(6-24)	11271	10072	965	197	37
24H(0-24)	12029	10762	1015	214	38
AM Peak	07:00	07:00	07:00	10:00	10:00
	1235	1132	88	15	5
PM Peak	16:00	17:00	16:00	14:00	14:00
	756	674	71	25	6

360 TSL Ltd

Direction: Westbound

Hour Beginning	Total Volume	LIGHT	OGV1	OGV2	BUS
00:00	63	41	9	11	2
01:00	64	39	7	18	0
02:00	70	45	5	19	1
03:00	121	79	16	24	2
04:00	210	152	23	33	2
05:00	383	303	46	32	2
06:00	516	412	79	23	2
07:00	746	619	101	18	8
08:00	758	627	102	24	5
09:00	623	493	91	34	5
10:00	618	489	80	40	9
11:00	654	493	103	47	11
12:00	771	613	114	35	9
13:00	822	631	109	68	14
14:00	710	524	129	47	10
15:00	785	606	138	36	5
16:00	839	653	149	24	13
17:00	782	653	98	26	5
18:00	517	437	60	16	4
19:00	355	296	38	18	3
20:00	258	224	22	11	1
21:00	184	153	22	8	1
22:00	120	90	18	11	1
23:00	86	61	8	16	1
Total					
12H(7-19)	8625	6838	1274	415	98
16H(6-22)	9938	7923	1435	475	105
18H(6-24)	10144	8074	1461	502	107
24H(0-24)	11055	8733	1567	639	116
AM Peak	08:00	08:00	11:00	11:00	11:00
	758	627	103	47	11
PM Peak	16:00	16:00	16:00	13:00	13:00
	839	653	149	68	14

360 TSL Ltd

Direction: Total Flow

Hour Beginning	Total Volume	LIGHT	OGV1	OGV2	BUS
00:00	128	103	11	12	2
01:00	118	88	11	19	0
02:00	156	124	8	23	1
03:00	208	158	24	24	2
04:00	371	296	35	38	2
05:00	688	580	67	38	3
06:00	1235	1076	121	34	4
07:00	1981	1751	189	29	12
08:00	1755	1525	187	35	8
09:00	1515	1283	179	45	8
10:00	1389	1156	164	55	14
11:00	1350	1099	178	60	13
12:00	1465	1228	173	55	9
13:00	1503	1235	169	83	16
14:00	1371	1089	194	72	16
15:00	1478	1210	203	56	9
16:00	1595	1325	220	33	17
17:00	1534	1327	166	35	6
18:00	1024	894	99	27	4
19:00	709	616	64	25	4
20:00	530	478	40	11	1
21:00	447	398	38	10	1
22:00	314	266	30	17	1
23:00	220	190	12	17	1
Total					
12H(7-19)	17960	15122	2121	585	132
16H(6-22)	20881	17690	2384	665	142
18H(6-24)	21415	18146	2426	699	144
24H(0-24)	23084	19495	2582	853	154
AM Peak	07:00	07:00	07:00	11:00	10:00
	1981	1751	189	60	14
PM Peak	16:00	17:00	16:00	13:00	16:00
	1595	1327	220	83	17

360 TSL Ltd

East Heckington ATC, A17 (Eastern Site)

Direction: Eastbound

30/03/2022

Hour Beginning	Total Volume	LIGHT	OGV1	OGV2	BUS
00:00	115	106	4	5	0
01:00	74	66	6	2	0
02:00	76	70	3	3	0
03:00	112	106	4	2	0
04:00	166	146	16	4	0
05:00	357	336	13	5	3
06:00	623	572	45	5	1
07:00	1056	964	79	8	5
08:00	942	822	98	16	6
09:00	856	766	80	9	1
10:00	768	672	80	12	4
11:00	751	660	65	23	3
12:00	771	716	43	10	2
13:00	699	636	50	11	2
14:00	785	720	49	13	3
15:00	716	667	41	6	2
16:00	817	764	46	7	0
17:00	740	692	45	2	1
18:00	588	548	32	7	1
19:00	394	367	25	2	0
20:00	276	260	15	0	1
21:00	253	229	21	2	1
22:00	172	162	8	2	0
23:00	140	130	5	4	1
Total					
12H(7-19)	9489	8627	708	124	30
16H(6-22)	11035	10055	814	133	33
18H(6-24)	11347	10347	827	139	34
24H(0-24)	12247	11177	873	160	37
AM Peak	07:00	07:00	08:00	11:00	08:00
	1056	964	98	23	6
PM Peak	16:00	16:00	13:00	14:00	14:00
	817	764	50	13	3

360 TSL Ltd

Direction: Westbound

Hour Beginning	Total Volume	LIGHT	OGV1	OGV2	BUS
00:00	78	60	10	7	1
01:00	96	71	5	17	3
02:00	107	83	10	12	2
03:00	162	116	27	17	2
04:00	289	239	29	19	2
05:00	355	291	29	28	7
06:00	580	455	98	26	1
07:00	802	662	96	33	11
08:00	726	603	96	20	7
09:00	662	525	97	31	9
10:00	636	483	99	44	10
11:00	726	568	102	48	8
12:00	715	564	99	43	9
13:00	803	621	135	38	9
14:00	809	646	128	28	7
15:00	744	568	143	21	12
16:00	829	660	125	34	10
17:00	862	736	103	21	2
18:00	513	424	68	16	5
19:00	300	248	38	11	3
20:00	227	182	26	19	0
21:00	153	129	17	5	2
22:00	112	88	13	8	3
23:00	66	44	9	13	0
Total					
12H(7-19)	8827	7060	1291	377	99
16H(6-22)	10087	8074	1470	438	105
18H(6-24)	10265	8206	1492	459	108
24H(0-24)	11352	9066	1602	559	125
AM Peak	07:00	07:00	11:00	11:00	07:00
	802	662	102	48	11
PM Peak	17:00	17:00	15:00	12:00	15:00
	862	736	143	43	12

360 TSL Ltd

Direction: Total Flow

Hour Beginning	Total Volume	LIGHT	OGV1	OGV2	BUS
00:00	193	166	14	12	1
01:00	170	137	11	19	3
02:00	183	153	13	15	2
03:00	274	222	31	19	2
04:00	455	385	45	23	2
05:00	712	627	42	33	10
06:00	1203	1027	143	31	2
07:00	1858	1626	175	41	16
08:00	1668	1425	194	36	13
09:00	1518	1291	177	40	10
10:00	1404	1155	179	56	14
11:00	1477	1228	167	71	11
12:00	1486	1280	142	53	11
13:00	1502	1257	185	49	11
14:00	1594	1366	177	41	10
15:00	1460	1235	184	27	14
16:00	1646	1424	171	41	10
17:00	1602	1428	148	23	3
18:00	1101	972	100	23	6
19:00	694	615	63	13	3
20:00	503	442	41	19	1
21:00	406	358	38	7	3
22:00	284	250	21	10	3
23:00	206	174	14	17	1
Total					
12H(7-19)	18316	15687	1999	501	129
16H(6-22)	21122	18129	2284	571	138
18H(6-24)	21612	18553	2319	598	142
24H(0-24)	23599	20243	2475	719	162
AM Peak	07:00	07:00	08:00	11:00	07:00
	1858	1626	194	71	16
PM Peak	16:00	17:00	13:00	12:00	15:00
	1646	1428	185	53	14

360 TSL Ltd

East Heckington ATC, A17 (Eastern Site)

Direction: Eastbound

24/03/2022

Hour Beginning	Total Volume	85th Percentile	Mean Average	Standard Deviation	Bin 1 <10mph	Bin 2 10<20	Bin 3 20<30	Bin 4 30<35	Bin 5 35<40	Bin 6 40<45	Bin 7 45<50	Bin 8 50<55	Bin 9 55<60	Bin 10 60<70	Bin 11 70<80	Bin 12 >=80
00:00	108	53.0	47.9	4.9	0	0	0	2	7	4	69	20	5	1	0	0
01:00	84	53.3	49.9	3.4	0	0	0	0	0	2	45	34	2	1	0	0
02:00	89	51.0	48.1	2.9	0	0	0	0	0	7	68	11	3	0	0	0
03:00	79	55.0	50.3	4.5	0	0	0	0	1	4	37	25	11	1	0	0
04:00	166	52.7	49.0	3.6	0	0	0	0	1	9	105	45	4	2	0	0
05:00	300	50.8	47.8	2.9	0	0	0	0	1	26	234	36	2	0	1	0
06:00	770	49.7	45.6	4.0	0	0	0	12	43	228	430	52	4	1	0	0
07:00	1094	48.6	44.0	4.4	1	0	20	8	57	568	396	44	0	0	0	0
08:00	925	47.6	41.5	5.8	0	0	37	91	151	387	242	14	3	0	0	0
09:00	783	48.5	42.5	5.8	0	0	13	63	137	302	249	14	1	2	0	2
10:00	601	48.3	43.3	4.8	0	0	3	42	64	258	221	9	3	1	0	0
11:00	687	48.3	42.9	5.2	0	0	10	50	98	259	253	17	0	0	0	0
12:00	599	49.2	44.1	4.9	0	0	2	20	88	208	239	37	4	1	0	0
13:00	572	49.4	42.4	6.7	0	0	37	36	57	242	162	32	3	3	0	0
14:00	800	48.0	40.6	7.2	0	9	62	82	118	321	178	29	1	0	0	0
15:00	728	48.7	43.7	4.9	0	0	6	39	65	322	261	31	3	1	0	0
16:00	821	48.7	43.6	4.9	0	0	4	45	113	304	319	32	4	0	0	0
17:00	719	50.0	46.0	3.9	0	1	0	0	35	214	396	68	4	1	0	0
18:00	645	49.6	44.7	4.7	0	0	3	17	54	235	302	29	2	1	2	0
19:00	396	49.6	45.4	4.1	0	0	2	5	20	137	200	31	1	0	0	0
20:00	298	51.2	46.9	4.1	0	0	0	0	7	85	153	43	9	1	0	0
21:00	255	51.1	47.7	3.3	0	0	0	0	1	40	169	41	3	1	0	0
22:00	193	51.5	47.9	3.4	0	0	0	0	1	26	130	30	5	1	0	0
23:00	151	53.2	48.9	4.2	0	0	0	0	1	25	64	57	2	2	0	0
Total																
2H(10-12)	1288	48.3	43.1	5.0	0	0	13	92	162	517	474	26	3	1	0	0
2H(14-16)	1528	48.7	42.1	6.4	0	9	68	121	183	643	439	60	4	1	0	0
12H(7-19)	8974	48.9	43.2	5.5	1	10	197	493	1037	3620	3218	356	28	10	2	2
24H(0-24)	11863	49.8	44.2	5.5	1	10	199	512	1120	4213	4922	781	79	21	3	2
AM Peak	07:00 1094	03:00 55.0	03:00 50.3	08:00 5.8	07:00 1	00:00 0	08:00 37	08:00 91	08:00 151	07:00 568	06:00 430	06:00 52	03:00 11	04:00 2	05:00 1	09:00 2
PM Peak	16:00 821	23:00 53.2	23:00 48.9	14:00 7.2	12:00 0	14:00 9	14:00 62	14:00 82	14:00 118	15:00 322	17:00 396	17:00 68	20:00 9	13:00 3	18:00 2	12:00 0

360 TSL Ltd

Direction: Westbound

Hour Beginning	Total Volume	85th Percentile	Mean Average	Standard Deviation	Bin 1 <10mph	Bin 2 10<20	Bin 3 20<30	Bin 4 30<35	Bin 5 35<40	Bin 6 40<45	Bin 7 45<50	Bin 8 50<55	Bin 9 55<60	Bin 10 60<70	Bin 11 70<80	Bin 12 >=80
00:00	67	57.7	53.2	4.3	0	0	0	0	0	2	9	38	15	3	0	0
01:00	75	57.9	53.0	4.7	0	0	0	0	0	1	16	37	19	1	1	0
02:00	86	60.3	53.5	6.6	0	0	0	0	1	4	17	33	26	3	1	1
03:00	103	56.8	53.0	3.7	0	0	0	0	0	2	11	69	18	3	0	0
04:00	197	58.4	52.8	5.5	0	0	0	0	0	10	43	95	37	9	3	0
05:00	388	58.0	48.1	9.6	0	8	20	10	16	29	100	155	40	7	3	0
06:00	490	55.5	48.4	6.8	1	1	5	30	3	43	195	166	40	6	0	0
07:00	694	54.5	48.2	6.1	0	0	15	13	17	77	317	208	41	5	1	0
08:00	678	53.4	46.0	7.0	0	0	26	29	35	143	266	150	21	8	0	0
09:00	675	52.9	47.2	5.5	0	1	5	20	21	113	338	156	18	2	1	0
10:00	596	53.8	46.8	6.8	0	3	14	33	8	93	268	158	18	0	0	1
11:00	646	52.4	45.8	6.4	0	5	13	28	27	133	307	125	7	1	0	0
12:00	639	53.8	46.0	7.6	0	6	19	42	16	120	270	140	20	5	0	1
13:00	698	54.0	45.8	7.8	0	12	26	32	23	102	320	162	18	3	0	0
14:00	758	52.8	44.9	7.7	0	4	32	63	57	130	287	165	20	0	0	0
15:00	753	53.5	46.6	6.7	0	5	14	21	42	161	273	213	22	1	1	0
16:00	836	54.1	44.7	9.1	1	11	64	55	54	115	294	212	25	5	0	0
17:00	843	55.3	46.1	8.9	2	22	41	9	40	113	343	241	22	8	1	1
18:00	578	54.1	46.5	7.4	1	7	11	8	43	121	218	135	28	5	1	0
19:00	372	54.7	48.6	5.8	0	2	1	3	13	61	126	142	21	2	1	0
20:00	258	56.5	48.9	7.4	1	1	1	5	10	43	83	74	31	8	1	0
21:00	166	60.0	51.1	8.6	0	0	3	1	6	13	52	57	17	14	0	3
22:00	110	59.0	53.6	5.2	0	0	0	0	0	3	20	51	28	7	1	0
23:00	86	56.7	51.3	5.2	0	0	0	0	1	1	41	25	13	5	0	0
Total																
2H(10-12)	1242	53.1	46.3	6.6	0	8	27	61	35	226	575	283	25	1	0	1
2H(14-16)	1511	53.2	45.7	7.2	0	9	46	84	99	291	560	378	42	1	1	0
12H(7-19)	8394	53.9	46.2	7.4	4	76	280	353	383	1421	3501	2065	260	43	5	3
24H(0-24)	10792	54.9	47.0	7.6	6	88	310	402	433	1633	4214	3007	565	111	16	7
AM Peak	07:00 694	02:00 60.3	02:00 53.5	05:00 9.6	06:00 1	05:00 8	08:00 26	10:00 33	08:00 35	08:00 143	09:00 338	07:00 208	07:00 41	04:00 9	04:00 3	02:00 1
PM Peak	17:00 843	21:00 60.0	22:00 53.6	16:00 9.1	17:00 2	17:00 22	16:00 64	14:00 63	14:00 57	15:00 161	17:00 343	17:00 241	20:00 31	21:00 14	15:00 1	21:00 3

360 TSL Ltd

Direction: Total Flow

Hour Beginning	Total Volume	85th Percentile	Mean Average	Standard Deviation	Bin 1 <10mph	Bin 2 10<20	Bin 3 20<30	Bin 4 30<35	Bin 5 35<40	Bin 6 40<45	Bin 7 45<50	Bin 8 50<55	Bin 9 55<60	Bin 10 60<70	Bin 11 70<80	Bin 12 >=80
00:00	175	55.5	50.0	5.3	0	0	0	2	7	6	78	58	20	4	0	0
01:00	159	55.8	51.4	4.3	0	0	0	0	0	3	61	71	21	2	1	0
02:00	175	56.6	50.7	5.7	0	0	0	0	1	11	85	44	29	3	1	1
03:00	182	56.3	51.8	4.3	0	0	0	0	1	6	48	94	29	4	0	0
04:00	363	56.3	51.0	5.1	0	0	0	0	1	19	148	140	41	11	3	0
05:00	688	55.6	47.9	7.4	0	8	20	10	17	55	334	191	42	7	4	0
06:00	1260	52.4	46.7	5.4	1	1	5	42	46	271	625	218	44	7	0	0
07:00	1788	51.3	45.6	5.5	1	0	35	21	74	645	713	252	41	5	1	0
08:00	1603	50.4	43.4	6.8	0	0	63	120	186	530	508	164	24	8	0	0
09:00	1458	51.0	44.7	6.1	0	1	18	83	158	415	587	170	19	4	1	2
10:00	1197	51.4	45.0	6.1	0	3	17	75	72	351	489	167	21	1	0	1
11:00	1333	50.5	44.3	6.0	0	5	23	78	125	392	560	142	7	1	0	0
12:00	1238	51.8	45.1	6.5	0	6	21	62	104	328	509	177	24	6	0	1
13:00	1270	52.1	44.3	7.5	0	12	63	68	80	344	482	194	21	6	0	0
14:00	1558	50.7	42.7	7.7	0	13	94	145	175	451	465	194	21	0	0	0
15:00	1481	51.4	45.2	6.0	0	5	20	60	107	483	534	244	25	2	1	0
16:00	1657	51.7	44.1	7.3	1	11	68	100	167	419	613	244	29	5	0	0
17:00	1562	53.4	46.1	7.1	2	23	41	9	75	327	739	309	26	9	1	1
18:00	1223	51.9	45.5	6.2	1	7	14	25	97	356	520	164	30	6	3	0
19:00	768	52.4	46.9	5.3	0	2	3	8	33	198	326	173	22	2	1	0
20:00	556	54.0	47.8	5.9	1	1	1	5	17	128	236	117	40	9	1	0
21:00	421	55.4	49.0	6.2	0	0	3	1	7	53	221	98	20	15	0	3

East Heckington ATC, A17 (Eastern Site)

Direction: Eastbound

25/03/2022

Hour Beginning	Total Volume	85th Percentile	Mean Average	Standard Deviation	Bin 1 <10mph	Bin 2 10<20	Bin 3 20<30	Bin 4 30<35	Bin 5 35<40	Bin 6 40<45	Bin 7 45<50	Bin 8 50<55	Bin 9 55<60	Bin 10 60<70	Bin 11 70<80	Bin 12 >=80
00:00	128	54.4	50.0	4.2	0	0	0	0	2	11	44	65	4	2	0	0
01:00	99	54.2	49.8	4.3	0	0	0	0	0	4	56	34	3	1	1	0
02:00	73	54.3	50.5	3.6	0	0	0	0	0	2	32	34	4	1	0	0
03:00	71	53.0	49.3	3.6	0	0	0	0	1	3	41	22	4	0	0	0
04:00	198	54.7	50.4	4.1	0	0	0	0	1	8	88	80	18	3	0	0
05:00	373	52.3	48.6	3.6	0	0	0	0	2	38	224	96	11	2	0	0
06:00	727	51.2	45.8	5.2	0	0	16	3	55	151	423	64	13	2	0	0
07:00	1016	50.3	43.7	6.4	1	2	24	70	89	345	435	42	3	1	0	4
08:00	812	48.6	43.3	5.1	1	2	11	34	80	371	288	24	1	0	0	0
09:00	709	49.2	44.0	5.1	0	2	10	21	35	349	271	14	0	6	1	0
10:00	741	47.9	43.2	4.5	0	0	3	33	103	348	231	17	6	0	0	0
11:00	689	47.8	42.3	5.3	0	0	16	36	143	279	192	22	1	0	0	0
12:00	703	48.9	42.3	6.3	1	15	16	10	98	344	197	21	1	0	0	0
13:00	755	48.5	41.9	6.3	0	0	40	65	104	284	234	28	0	0	0	0
14:00	847	49.7	42.1	7.4	0	24	34	45	81	350	277	34	2	0	0	0
15:00	827	48.6	43.6	4.8	0	1	16	16	94	343	343	12	2	0	0	0
16:00	758	49.2	44.9	4.2	0	0	0	14	64	288	339	51	1	1	0	0
17:00	714	50.2	45.1	4.9	1	0	6	20	40	240	334	69	4	0	0	0
18:00	634	49.8	45.8	3.8	0	0	0	0	41	198	334	54	7	0	0	0
19:00	451	49.3	44.9	4.2	0	0	0	6	31	210	154	49	0	1	0	0
20:00	309	51.1	46.6	4.4	0	0	0	2	6	96	165	28	8	4	0	0
21:00	230	50.1	46.2	3.7	0	0	0	0	14	57	137	19	3	0	0	0
22:00	199	54.6	49.0	5.4	0	0	0	1	0	29	107	49	7	4	1	1
23:00	115	56.5	50.3	6.0	0	0	0	0	1	6	61	37	3	4	3	0
Total																
2H(10-12)	1430	47.9	42.8	4.9	0	0	19	69	246	627	423	39	7	0	0	0
2H(14-16)	1674	49.3	42.8	6.3	0	25	50	61	175	693	620	46	4	0	0	0
12H(7-19)	9205	49.3	43.5	5.6	4	46	176	364	972	3739	3475	388	28	8	1	4
24H(0-24)	12178	50.3	44.4	5.7	4	46	192	376	1085	4354	5007	965	106	32	6	5
AM Peak	07:00 1016	04:00 54.7	02:00 50.5	07:00 6.4	07:00 1	07:00 2	07:00 24	07:00 70	11:00 143	08:00 371	07:00 435	05:00 96	04:00 18	09:00 6	01:00 1	07:00 4
PM Peak	14:00 847	23:00 56.5	23:00 50.3	14:00 7.4	12:00 1	14:00 24	13:00 40	13:00 65	13:00 104	14:00 350	15:00 343	17:00 69	20:00 8	20:00 4	23:00 3	22:00 1

360 TSL Ltd

Direction: Westbound

Hour Beginning	Total Volume	85th Percentile	Mean Average	Standard Deviation	Bin 1 <10mph	Bin 2 10<20	Bin 3 20<30	Bin 4 30<35	Bin 5 35<40	Bin 6 40<45	Bin 7 45<50	Bin 8 50<55	Bin 9 55<60	Bin 10 60<70	Bin 11 70<80	Bin 12 >=80	
00:00	70	59.6	52.9	6.4	0	0	0	1	0	3	18	25	17	5	1	0	
01:00	61	57.8	53.6	4.0	0	0	0	0	0	0	10	30	19	2	0	0	
02:00	85	59.0	53.5	5.3	0	0	0	0	0	4	14	38	24	4	1	0	
03:00	111	59.8	54.0	5.6	0	0	0	0	0	4	16	54	25	11	1	0	
04:00	183	58.5	53.2	5.1	0	0	0	0	0	3	45	81	41	12	1	0	
05:00	350	58.9	51.3	7.4	1	0	8	0	1	25	88	156	53	13	4	1	
06:00	491	56.1	50.1	5.8	1	0	4	4	7	31	178	219	35	11	0	1	
07:00	675	55.0	47.7	7.0	1	0	30	3	29	67	291	211	35	8	0	0	
08:00	656	53.8	46.3	7.2	1	3	21	41	23	85	283	185	13	1	0	0	
09:00	657	52.8	45.8	6.8	0	5	7	45	38	133	268	145	13	3	0	0	
10:00	700	52.6	44.5	7.9	0	9	38	40	45	129	294	141	4	0	0	0	
11:00	785	52.1	45.1	6.8	1	1	15	76	39	172	309	161	11	0	0	0	
12:00	858	52.4	44.5	7.7	4	3	38	57	71	165	354	153	11	2	0	0	
13:00	799	53.9	46.2	7.4	1	5	44	16	25	112	374	208	11	3	0	0	
14:00	844	53.1	45.6	7.2	2	15	16	22	34	215	350	173	15	2	0	0	
15:00	804	54.2	47.7	6.3	0	1	14	22	27	141	300	249	43	7	0	0	
16:00	890	53.8	48.0	5.6	0	7	4	8	28	115	411	281	34	2	0	0	
17:00	759	54.6	47.2	7.2	3	9	10	7	34	122	337	198	32	4	3	0	
18:00	537	55.3	48.3	6.8	2	0	13	7	10	71	222	176	23	12	1	0	
19:00	328	54.3	48.6	5.4	0	0	0	0	13	66	124	97	21	6	1	0	
20:00	282	56.0	50.9	4.9	0	0	0	0	2	3	17	99	128	27	6	2	0
21:00	156	57.0	51.3	5.5	0	0	0	1	1	11	51	66	16	10	0	0	
22:00	108	59.9	52.5	7.1	0	0	2	0	0	2	28	52	15	7	1	1	
23:00	89	59.2	53.9	5.1	0	0	0	0	0	4	13	32	37	2	1	0	
Total																	
2H(10-12)	1485	52.4	44.8	7.3	1	10	53	116	84	301	603	302	15	0	0	0	
2H(14-16)	1648	53.7	46.6	6.9	2	16	30	44	61	356	650	422	58	9	0	0	
12H(7-19)	8964	53.7	46.4	7.1	15	58	250	344	403	1527	3793	2281	245	44	4	0	
24H(0-24)	11278	54.8	47.4	7.2	17	58	264	350	428	1697	4477	3259	575	133	17	3	
AM Peak	11:00 785	03:00 59.8	03:00 54.0	10:00 7.9	05:00 1	10:00 9	10:00 38	11:00 76	10:00 45	11:00 172	11:00 309	06:00 219	05:00 53	05:00 13	05:00 4	05:00 1	
PM Peak	16:00 890	22:00 59.9	23:00 53.9	12:00 7.7	12:00 4	14:00 15	13:00 44	12:00 57	12:00 71	14:00 215	16:00 411	16:00 281	15:00 43	18:00 12	17:00 3	22:00 1	

360 TSL Ltd

Direction: Total Flow

Hour Beginning	Total Volume	85th Percentile	Mean Average	Standard Deviation	Bin 1 <10mph	Bin 2 10<20	Bin 3 20<30	Bin 4 30<35	Bin 5 35<40	Bin 6 40<45	Bin 7 45<50	Bin 8 50<55	Bin 9 55<60	Bin 10 60<70	Bin 11 70<80	Bin 12 >=80
00:00	198	56.5	51.1	5.3	0	0	0	1	2	14	62	90	21	7	1	0
01:00	160	56.0	51.3	4.6	0	0	0	0	0	4	66	64	22	3	1	0
02:00	158	57.1	52.1	4.9	0	0	0	0	0	6	46	72	28	5	1	0
03:00	182	57.7	52.1	5.4	0	0	0	0	1	7	57	76	29	11	1	0
04:00	381	56.7	51.8	4.8	0	0	0	0	1	11	133	161	59	15	1	0
05:00	723	56.0	49.9	5.9	1	0	8	0	3	63	312	252	64	15	4	1
06:00	1218	53.6	47.5	5.8	1	0	20	7	62	182	601	283	48	13	0	1
07:00	1691	52.5	45.3	6.9	2	2	54	73	118	412	726	253	38	9	0	4
08:00	1468	51.2	44.6	6.3	2	5	32	75	103	456	571	209	14	1	0	0
09:00	1366	51.1	44.8	6.0	0	7	17	66	73	482	539	159	13	9	1	0
10:00	1441	50.5	43.8	6.4	0	9	41	73	148	477	525	158	10	0	0	0
11:00	1474	50.3	43.8	6.3	1	1	31	112	182	451	501	183	12	0	0	0
12:00	1561	51.0	43.5	7.2	5	18	54	67	169	509	551	174	12	2	0	0
13:00	1554	51.6	44.1	7.2	1	5	84	81	129	396	608	236	11	3	0	0
14:00	1691	51.6	43.8	7.5	2	39	50	67	115	565	627	207	17	2	0	0
15:00	1631	51.8	45.6	5.9	0	2	30	38	121	484	643	261	45	7	0	0
16:00	1648	52.0	46.6	5.2	0	7	4	22	92	403	750	332	35	3	0	0
17:00	1473	52.7	46.2	6.3	4	9	16	27	74	362	671	267	36	4	3	0
18:00	1171	52.7	47.0	5.5	2	0	13	7	51	269	556	230	30	12	1	0
19:00	779	51.8	46.4	5.1	0	0	0	6	44	276	278					

East Heckington ATC, A17 (Eastern Site)

Direction: Eastbound

26/03/2022

Hour Beginning	Total Volume	85th Percentile	Mean Average	Standard Deviation	Bin 1 <10mph	Bin 2 10<20	Bin 3 20<30	Bin 4 30<35	Bin 5 35<40	Bin 6 40<45	Bin 7 45<50	Bin 8 50<55	Bin 9 55<60	Bin 10 60<70	Bin 11 70<80	Bin 12 >=80	
00:00	84	56.2	50.6	5.4	0	0	0	0	0	4	36	40	1	2	0	1	
01:00	74	53.5	49.5	3.9	0	0	0	0	0	4	43	24	1	2	0	0	
02:00	70	59.8	53.0	6.6	0	0	0	0	0	3	17	37	6	4	3	0	
03:00	64	55.0	49.1	5.7	0	0	0	0	3	6	33	17	1	4	0	0	
04:00	84	55.5	50.4	4.9	0	0	0	0	1	9	28	35	9	2	0	0	
05:00	160	52.5	48.5	3.8	0	0	0	0	0	24	87	43	5	1	0	0	
06:00	287	52.4	48.2	4.1	0	0	0	0	0	51	165	58	11	1	1	0	
07:00	348	51.1	45.4	5.4	0	0	1	13	24	124	128	48	7	3	0	0	
08:00	455	49.4	45.6	3.7	0	0	0	0	12	196	209	34	2	2	0	0	
09:00	615	48.7	43.5	5.0	0	0	10	22	78	258	217	27	3	0	0	0	
10:00	643	48.9	44.0	4.7	0	0	9	18	57	275	251	30	3	0	0	0	
11:00	634	49.4	43.4	5.8	0	2	23	11	78	255	228	33	3	1	0	0	
12:00	648	49.3	44.6	4.5	0	0	6	2	65	261	269	40	3	2	0	0	
13:00	595	50.8	44.7	5.9	0	0	20	16	45	181	272	56	1	4	0	0	
14:00	548	49.4	44.8	4.4	0	0	2	14	43	201	249	35	4	0	0	0	
15:00	556	50.1	44.6	5.3	0	0	15	9	54	168	266	41	3	0	0	0	
16:00	538	49.9	45.5	4.3	0	0	2	8	30	179	275	38	5	1	0	0	
17:00	541	50.2	46.0	4.1	0	0	0	0	31	177	273	53	5	1	1	0	
18:00	512	50.3	46.0	4.2	0	0	0	0	41	137	280	49	3	1	1	0	
19:00	308	50.9	46.9	3.8	0	0	0	1	2	83	175	43	3	0	1	0	
20:00	280	52.4	47.6	4.6	0	0	0	0	3	67	151	51	1	6	1	0	
21:00	250	52.0	47.5	4.3	0	0	0	1	12	36	145	52	3	0	1	0	
22:00	136	53.5	48.1	5.3	0	0	0	3	0	28	68	28	5	4	0	0	
23:00	116	55.5	49.7	5.6	0	0	0	0	0	16	57	27	13	1	2	0	
Total																	
2H(10-12)	1277	49.2	43.7	5.3	0	2	32	29	135	530	479	63	6	1	0	0	
2H(14-16)	1104	49.8	44.7	4.9	0	0	17	23	97	369	515	76	7	0	0	0	
12H(7-19)	6633	49.9	44.8	4.9	0	2	88	113	558	2412	2917	484	42	15	2	0	
24H(0-24)	8546	50.9	45.6	5.1	0	2	88	118	579	2743	3922	939	101	42	11	1	
AM Peak	10:00	02:00	02:00	02:00	00:00	11:00	11:00	09:00	09:00	10:00	10:00	06:00	06:00	02:00	02:00	00:00	
	643	59.8	53.0	6.6	0	2	23	22	78	275	251	58	11	4	3	1	
PM Peak	12:00	23:00	23:00	13:00	12:00	12:00	13:00	13:00	12:00	12:00	12:00	18:00	13:00	23:00	20:00	23:00	12:00
	648	55.5	49.7	5.9	0	0	20	16	65	261	280	56	13	6	2	0	

360 TSL Ltd

Direction: Westbound

Hour Beginning	Total Volume	85th Percentile	Mean Average	Standard Deviation	Bin 1 <10mph	Bin 2 10<20	Bin 3 20<30	Bin 4 30<35	Bin 5 35<40	Bin 6 40<45	Bin 7 45<50	Bin 8 50<55	Bin 9 55<60	Bin 10 60<70	Bin 11 70<80	Bin 12 >=80
00:00	59	60.8	53.9	6.7	0	0	0	0	0	0	17	26	7	7	2	0
01:00	43	59.8	53.6	6.0	0	0	0	0	0	2	9	16	13	2	1	0
02:00	69	59.2	54.1	4.9	0	0	0	0	0	2	7	33	24	2	1	0
03:00	78	59.7	54.0	5.5	0	0	0	0	1	0	10	44	17	4	2	0
04:00	101	62.4	53.7	8.4	0	0	0	0	0	9	19	47	14	5	5	2
05:00	230	60.0	52.4	7.4	0	0	3	1	4	17	38	109	38	14	6	0
06:00	281	58.5	51.4	6.8	0	0	0	9	5	18	59	134	45	7	2	2
07:00	409	56.0	50.8	5.0	0	0	0	6	1	22	144	181	44	10	1	0
08:00	544	54.5	49.4	4.8	0	0	3	2	2	56	250	183	41	6	1	0
09:00	593	54.2	47.7	6.4	0	2	5	22	22	87	254	166	28	5	2	0
10:00	640	53.5	46.2	7.1	0	1	25	39	21	88	297	148	18	3	0	0
11:00	698	52.6	48.1	4.4	0	1	2	1	21	99	353	203	18	0	0	0
12:00	662	52.7	47.0	5.5	0	2	3	8	27	161	297	142	16	5	0	1
13:00	592	54.2	49.3	4.7	0	0	1	2	5	71	260	214	28	10	1	0
14:00	548	55.5	49.7	5.6	0	1	1	12	9	40	210	226	35	14	0	0
15:00	562	54.7	48.3	6.2	0	6	2	7	15	76	234	185	31	6	0	0
16:00	494	55.7	48.6	6.9	0	6	2	13	9	61	194	162	36	11	0	0
17:00	475	54.8	49.3	5.3	0	1	3	1	6	50	216	155	35	7	1	0
18:00	456	53.8	48.8	4.8	0	0	3	1	7	55	216	149	22	2	1	0
19:00	302	54.4	48.3	5.9	0	1	1	2	10	61	112	90	21	3	1	0
20:00	228	57.8	49.6	7.9	0	4	1	3	7	16	84	80	23	7	3	0
21:00	127	59.6	53.1	6.3	0	0	0	0	2	4	33	52	22	12	2	0
22:00	107	60.1	52.5	7.3	0	1	0	0	0	8	22	50	19	3	4	0
23:00	79	57.1	48.9	7.9	0	1	0	1	3	10	36	18	6	2	2	0
Total																
2H(10-12)	1338	53.3	47.2	5.9	0	2	27	40	42	187	650	351	36	3	0	0
2H(14-16)	1110	55.1	49.0	5.9	0	7	3	19	24	116	444	411	66	20	0	0
12H(7-19)	6673	54.4	48.5	5.8	0	20	50	114	145	866	2925	2114	352	79	7	1
24H(0-24)	8377	55.5	49.0	6.2	0	27	55	130	177	1013	3371	2813	601	147	38	5
AM Peak	11:00	04:00	02:00	04:00	00:00	09:00	10:00	10:00	09:00	11:00	11:00	11:00	06:00	05:00	05:00	04:00
	698	62.4	54.1	8.4	0	2	25	39	22	99	353	203	45	14	6	2
PM Peak	12:00	22:00	21:00	20:00	12:00	15:00	12:00	16:00	12:00	12:00	12:00	14:00	16:00	14:00	22:00	12:00
	662	60.1	53.1	7.9	0	6	3	13	27	161	297	226	36	14	4	1

360 TSL Ltd

Direction: Total Flow

Hour Beginning	Total Volume	85th Percentile	Mean Average	Standard Deviation	Bin 1 <10mph	Bin 2 10<20	Bin 3 20<30	Bin 4 30<35	Bin 5 35<40	Bin 6 40<45	Bin 7 45<50	Bin 8 50<55	Bin 9 55<60	Bin 10 60<70	Bin 11 70<80	Bin 12 >=80
00:00	143	58.3	52.0	6.1	0	0	0	0	0	4	53	66	8	9	2	1
01:00	117	56.4	51.0	5.2	0	0	0	0	0	6	52	40	14	4	1	0
02:00	139	59.6	53.5	5.8	0	0	0	0	0	5	24	70	30	6	4	0
03:00	142	58.1	51.8	6.1	0	0	0	0	4	6	43	61	18	8	2	0
04:00	185	59.7	52.2	7.2	0	0	0	0	1	18	47	82	23	7	5	2
05:00	390	57.5	50.8	6.4	0	0	3	1	4	41	125	152	43	15	6	0
06:00	568	55.8	49.8	5.8	0	0	0	9	5	69	224	192	56	8	3	2
07:00	757	54.4	48.3	5.9	0	0	1	19	25	146	272	229	51	13	1	0
08:00	999	52.6	47.7	4.8	0	0	3	2	14	252	459	217	43	8	1	0
09:00	1208	51.8	45.5	6.1	0	2	15	44	100	345	471	193	31	5	2	0
10:00	1283	51.4	45.1	6.1	0	1	34	57	78	363	548	178	21	3	0	0
11:00	1332	51.7	45.9	5.6	0	3	25	12	99	354	581	236	21	1	0	0
12:00	1310	51.2	45.8	5.2	0	2	9	10	92	422	566	182	19	7	0	1
13:00	1187	53.1	47.0	5.8	0	0	21	18	50	252	532	270	29	14	1	0
14:00	1096	53.0	47.2	5.6	0	1	3	26	52	241	459	261	39	14	0	0
15:00	1118	52.8	46.5	6.1	0	6	17	16	69	244	500	226	34	6	0	0
16:00	1032	53.0	46.9	5.9	0	6	4	21	39	240	469	200	41	12	0	0
17:00	1016	52.7	47.5	5.0	0	1	3	1	37	227	489	208	40	8	2	0
18:00	968	52.2	47.3	4.7	0	0	3	1	48	192	496	198	2			

East Heckington ATC, A17 (Eastern Site)

Direction: Eastbound

27/03/2022

Hour Beginning	Total Volume	85th Percentile	Mean Average	Standard Deviation	Bin 1 <10mph	Bin 2 10<20	Bin 3 20<30	Bin 4 30<35	Bin 5 35<40	Bin 6 40<45	Bin 7 45<50	Bin 8 50<55	Bin 9 55<60	Bin 10 60<70	Bin 11 70<80	Bin 12 >=80
00:00	72	54.0	48.2	5.6	0	0	0	0	4	14	32	15	5	2	0	0
01:00	50	56.4	49.9	6.3	0	0	0	0	1	7	21	16	2	2	1	0
02:00	0	-	-	-	0	0	0	0	0	0	0	0	0	0	0	0
03:00	36	55.7	48.4	7.0	0	0	0	2	0	6	18	6	1	3	0	0
04:00	39	54.8	49.6	5.1	0	0	0	0	0	4	22	9	2	2	0	0
05:00	83	56.0	50.8	5.0	0	0	0	0	0	7	33	28	12	3	0	0
06:00	136	54.8	48.8	5.8	0	0	0	0	4	15	85	18	8	4	2	0
07:00	173	53.0	48.7	4.1	0	0	0	0	2	20	101	39	9	2	0	0
08:00	236	52.1	47.8	4.1	0	0	0	1	3	42	135	46	7	2	0	0
09:00	419	49.8	45.7	3.9	0	0	1	5	17	132	231	30	3	0	0	0
10:00	536	49.5	45.6	3.8	0	0	0	1	32	185	277	37	3	1	0	0
11:00	629	49.1	45.1	3.8	0	0	0	1	43	264	271	45	5	0	0	0
12:00	686	48.6	44.9	3.6	0	0	0	8	36	298	310	34	0	0	0	0
13:00	617	48.6	44.8	3.7	0	0	0	1	39	292	254	27	2	2	0	0
14:00	588	49.5	45.0	4.4	0	0	0	15	50	196	284	39	3	1	0	0
15:00	558	50.4	46.6	3.7	0	0	0	1	13	158	311	71	2	2	0	0
16:00	625	49.7	45.4	4.1	0	0	3	5	30	231	306	46	2	2	0	0
17:00	589	50.1	45.8	4.1	0	0	0	1	29	205	301	46	4	1	2	0
18:00	589	50.1	45.9	4.1	0	0	0	2	52	138	338	55	3	1	0	0
19:00	437	49.9	46.0	3.8	0	0	0	1	15	148	227	41	4	1	0	0
20:00	356	50.2	46.5	3.5	0	0	0	1	4	105	204	37	5	0	0	0
21:00	269	53.8	48.1	5.4	0	0	0	0	0	70	130	54	4	10	0	1
22:00	123	54.1	48.8	5.2	0	0	0	0	1	20	69	22	5	6	0	0
23:00	84	53.9	48.7	5.0	0	0	0	0	0	7	58	16	2	0	0	1
Total																
2H(10-12)	1165	49.3	45.3	3.8	0	0	0	2	75	449	548	82	8	1	0	0
2H(14-16)	1146	50.0	45.8	4.1	0	0	0	16	63	354	595	110	5	3	0	0
12H(7-19)	6245	49.8	45.6	4.0	0	0	4	41	346	2161	3119	515	43	14	2	0
24H(0-24)	7930	50.5	46.1	4.3	0	0	4	45	375	2564	4018	777	93	47	5	2
AM Peak	11:00	01:00	05:00	03:00	00:00	00:00	09:00	09:00	11:00	11:00	10:00	08:00	05:00	06:00	06:00	00:00
	629	56.4	50.8	7.0	0	0	1	5	43	264	277	46	12	4	2	0
PM Peak	12:00	22:00	22:00	21:00	12:00	12:00	16:00	14:00	18:00	12:00	18:00	15:00	20:00	21:00	17:00	21:00
	686	54.1	48.8	5.4	0	0	3	15	52	298	338	71	5	10	2	1

360 TSL Ltd

Direction: Westbound

Hour Beginning	Total Volume	85th Percentile	Mean Average	Standard Deviation	Bin 1 <10mph	Bin 2 10<20	Bin 3 20<30	Bin 4 30<35	Bin 5 35<40	Bin 6 40<45	Bin 7 45<50	Bin 8 50<55	Bin 9 55<60	Bin 10 60<70	Bin 11 70<80	Bin 12 >=80
00:00	54	60.5	52.4	7.8	0	0	0	2	1	2	10	25	10	3	0	1
01:00	55	60.3	53.5	6.5	0	0	0	0	1	4	8	21	16	4	1	0
02:00	0	-	-	-	0	0	0	0	0	0	0	0	0	0	0	0
03:00	58	57.2	52.4	4.7	0	0	0	0	0	4	8	36	7	3	0	0
04:00	91	60.1	53.8	6.1	0	0	0	0	0	4	16	40	23	7	0	1
05:00	132	61.2	52.8	8.1	0	0	0	0	1	17	34	46	10	19	5	0
06:00	145	58.2	52.3	5.7	0	0	0	1	3	4	37	63	29	7	1	0
07:00	217	56.2	50.7	5.3	0	0	0	0	1	20	83	80	26	5	2	0
08:00	327	55.0	50.3	4.6	0	0	1	1	1	20	135	137	25	7	0	0
09:00	508	55.7	47.8	7.6	0	5	15	10	23	52	204	153	35	11	0	0
10:00	587	53.8	47.1	6.5	0	1	14	20	28	84	253	158	27	2	0	0
11:00	756	52.2	47.7	4.3	0	1	0	0	14	150	408	166	11	4	2	0
12:00	680	53.2	48.6	4.5	0	1	0	2	14	89	331	213	26	4	0	0
13:00	642	53.9	48.7	5.0	0	0	4	3	11	90	297	201	29	5	2	0
14:00	591	55.8	48.1	7.4	0	5	19	11	15	49	255	198	26	12	0	1
15:00	597	54.8	49.4	5.2	0	2	2	2	14	55	241	237	36	8	0	0
16:00	658	55.5	49.1	6.2	0	4	2	8	38	31	281	228	53	13	0	0
17:00	506	56.3	50.4	5.7	0	3	0	3	9	22	188	223	43	13	2	0
18:00	487	56.2	50.0	6.0	1	2	1	6	9	30	180	205	41	11	1	0
19:00	440	56.7	49.5	6.9	0	0	6	6	26	41	132	170	42	15	2	0
20:00	302	56.1	49.6	6.3	1	1	1	2	4	26	136	93	30	6	2	0
21:00	194	58.0	52.1	5.7	0	1	1	0	0	2	57	91	31	11	0	0
22:00	98	61.9	53.6	8.0	0	0	0	0	1	4	26	41	14	7	3	2
23:00	87	59.2	53.4	5.7	0	0	0	0	0	2	22	36	19	7	1	0
Total																
2H(10-12)	1343	53.0	47.4	5.4	0	2	14	20	42	234	661	324	38	6	2	0
2H(14-16)	1188	55.4	48.7	6.4	0	7	21	13	29	104	496	435	62	20	0	1
12H(7-19)	6556	54.9	48.8	5.9	1	24	58	66	177	692	2856	2199	378	95	9	1
24H(0-24)	8212	55.7	49.3	6.1	2	26	66	77	214	802	3342	2861	609	184	24	5
AM Peak	11:00	05:00	04:00	05:00	00:00	09:00	09:00	10:00	10:00	11:00	11:00	11:00	09:00	05:00	05:00	00:00
	756	61.2	53.8	8.1	0	5	15	20	28	150	408	166	35	19	5	1
PM Peak	12:00	22:00	22:00	22:00	18:00	14:00	14:00	14:00	16:00	13:00	12:00	15:00	16:00	19:00	22:00	22:00
	680	61.9	53.6	8.0	1	5	19	11	38	90	331	237	53	15	3	2

360 TSL Ltd

Direction: Total Flow

Hour Beginning	Total Volume	85th Percentile	Mean Average	Standard Deviation	Bin 1 <10mph	Bin 2 10<20	Bin 3 20<30	Bin 4 30<35	Bin 5 35<40	Bin 6 40<45	Bin 7 45<50	Bin 8 50<55	Bin 9 55<60	Bin 10 60<70	Bin 11 70<80	Bin 12 >=80
00:00	126	57.2	50.0	6.9	0	0	0	2	5	16	42	40	15	5	0	1
01:00	105	58.7	51.8	6.7	0	0	0	0	2	11	29	37	18	6	2	0
02:00	0	-	-	-	0	0	0	0	0	0	0	0	0	0	0	0
03:00	94	57.1	50.9	6.0	0	0	0	2	0	10	26	42	8	6	0	0
04:00	130	58.8	52.5	6.1	0	0	0	0	0	8	38	49	25	9	0	1
05:00	215	59.4	52.1	7.1	0	0	0	0	1	24	67	74	22	22	5	0
06:00	281	56.8	50.6	6.0	0	0	0	1	7	19	122	81	37	11	3	0
07:00	390	54.9	49.8	4.9	0	0	0	0	3	40	184	119	35	7	2	0
08:00	563	54.0	49.3	4.6	0	0	1	2	4	62	270	183	32	9	0	0
09:00	927	53.4	46.9	6.3	0	5	16	15	40	184	435	183	38	11	0	0
10:00	1123	52.0	46.4	5.4	0	1	14	21	60	269	530	195	30	3	0	0
11:00	1385	51.0	46.5	4.3	0	1	0	1	57	414	679	211	16	4	2	0
12:00	1366	51.4	46.7	4.5	0	1	0	10	50	387	641	247	26	4	0	0
13:00	1259	51.8	46.8	4.8	0	0	4	4	50	382	551	228	31	7	2	0
14:00	1179	53.1	46.6	6.3	0	5	19	26	65	245	539	237	29	13	0	1
15:00	1155	52.9	48.0	4.8	0	2	2	3	27	213	552	308	38	10	0	0
16:00	1283	53.1	47.3	5.6	0	4	5	13	68	262	587	274	55	15	0	0
17:00	1095	53.6	48.0	5.4	0	3	0	4	38	227	489	269	47	14	4	0
18:00	1076	53.4	47.8	5.4	1	2	1	8	61	168	518	260	44	12	1	0
19:00	877	53.8	47.8	5.8	0	0	6	7	41	189	359	211	46	16	2	0
20:00	658	53.3	47.9	5.2	1	1	1	3	8	131	340	130	35	6	2	0
21:00	463	55.9	49.8	5.9	0	1	1	0								

East Heckington ATC, A17 (Eastern Site)

Direction: Eastbound

28/03/2022

Hour Beginning	Total Volume	85th Percentile	Mean Average	Standard Deviation	Bin 1 <10mph	Bin 2 10<20	Bin 3 20<30	Bin 4 30<35	Bin 5 35<40	Bin 6 40<45	Bin 7 45<50	Bin 8 50<55	Bin 9 55<60	Bin 10 60<70	Bin 11 70<80	Bin 12 >=80
00:00	77	54.6	48.6	5.7	0	0	0	0	2	7	52	9	6	0	0	1
01:00	41	54.5	49.3	5.0	0	0	0	0	1	6	16	15	2	1	0	0
02:00	53	54.7	50.8	3.8	0	0	0	0	0	2	20	27	3	1	0	0
03:00	57	56.4	50.7	5.5	0	0	0	0	0	5	26	17	5	4	0	0
04:00	113	53.9	50.4	3.4	0	0	0	0	0	2	52	52	6	1	0	0
05:00	299	51.5	48.1	3.3	0	0	0	0	1	29	217	41	9	2	0	0
06:00	723	48.4	44.3	4.0	0	0	0	8	81	318	278	37	1	0	0	0
07:00	1160	48.6	38.3	9.9	1	104	108	91	130	440	275	10	1	0	0	0
08:00	1099	46.5	41.7	4.6	0	1	7	84	229	545	221	11	0	1	0	0
09:00	822	47.3	42.8	4.3	0	0	1	50	90	456	200	24	1	0	0	0
10:00	802	47.3	42.8	4.4	0	1	3	30	136	390	226	15	1	0	0	0
11:00	776	46.6	40.3	6.1	0	6	26	108	145	380	86	22	2	0	1	0
12:00	741	47.6	40.1	7.2	0	22	32	72	155	299	148	12	0	1	0	0
13:00	621	49.0	41.6	7.1	0	8	33	49	99	218	182	29	3	0	0	0
14:00	714	49.3	43.1	6.0	1	2	24	42	71	264	281	29	0	0	0	0
15:00	640	49.6	44.0	5.4	0	0	18	26	49	227	281	39	0	0	0	0
16:00	769	49.2	43.6	5.4	2	0	6	35	88	327	266	38	5	1	1	0
17:00	689	50.3	45.2	4.9	2	0	0	25	43	202	360	52	3	2	0	0
18:00	565	49.8	46.1	3.6	0	0	0	1	14	185	313	45	6	1	0	0
19:00	328	50.7	46.5	4.0	0	0	0	0	20	75	188	40	4	1	0	0
20:00	238	49.4	45.4	3.8	0	0	1	1	10	90	118	17	1	0	0	0
21:00	210	51.1	47.2	3.8	0	0	0	0	6	44	121	35	4	0	0	0
22:00	171	53.7	49.1	4.4	0	0	0	0	0	23	89	44	12	3	0	0
23:00	125	53.9	47.7	5.9	0	0	0	1	16	13	55	29	9	2	0	0
Total 2H(10-12)	1578	47.2	41.6	5.5	0	7	29	138	281	770	312	37	3	0	1	0
2H(14-16)	1354	49.5	43.5	5.8	1	2	42	68	120	491	562	68	0	0	0	0
12H(7-19)	9398	48.9	42.2	6.5	6	144	258	613	1249	3933	2839	326	22	6	2	0
24H(0-24)	11833	49.8	43.1	6.4	6	144	259	623	1386	4547	4071	689	84	21	2	1
AM Peak	07:00 1160	03:00 56.4	02:00 50.8	07:00 9.9	07:00 1	07:00 104	07:00 108	11:00 108	08:00 229	08:00 545	06:00 278	04:00 52	05:00 9	03:00 4	11:00 1	00:00 1
PM Peak	16:00 769	23:00 53.9	22:00 49.1	12:00 7.2	16:00 2	12:00 22	13:00 33	12:00 72	12:00 155	16:00 327	17:00 360	17:00 52	22:00 12	22:00 3	16:00 1	12:00 0

360 TSL Ltd

Direction: Westbound

Hour Beginning	Total Volume	85th Percentile	Mean Average	Standard Deviation	Bin 1 <10mph	Bin 2 10<20	Bin 3 20<30	Bin 4 30<35	Bin 5 35<40	Bin 6 40<45	Bin 7 45<50	Bin 8 50<55	Bin 9 55<60	Bin 10 60<70	Bin 11 70<80	Bin 12 >=80
00:00	50	58.8	52.9	5.7	0	0	0	0	0	1	13	25	7	3	1	0
01:00	39	59.0	54.6	4.2	0	0	0	0	0	2	1	16	19	1	0	0
02:00	65	58.0	53.2	4.7	0	0	0	0	0	3	10	32	17	3	0	0
03:00	136	59.2	54.0	5.1	0	0	0	0	1	0	14	80	34	5	1	1
04:00	192	60.3	53.9	6.2	0	0	0	0	0	3	44	86	38	15	6	0
05:00	413	57.1	48.3	8.5	0	2	30	1	12	23	140	159	38	7	1	0
06:00	534	53.9	46.0	7.7	0	0	25	41	28	62	217	139	20	1	1	0
07:00	779	52.6	42.6	9.6	0	8	115	41	59	120	298	124	6	8	0	0
08:00	744	53.2	46.8	6.2	1	1	14	17	25	148	356	159	18	3	1	1
09:00	646	53.1	44.7	8.1	0	3	40	37	53	130	220	148	11	3	0	1
10:00	681	52.3	46.7	5.3	0	2	7	18	18	133	353	138	11	1	0	0
11:00	786	52.1	45.0	6.9	1	12	10	28	75	179	336	140	4	1	0	0
12:00	658	52.8	44.1	8.4	2	17	17	66	30	127	269	122	8	0	0	0
13:00	762	53.2	44.2	8.7	5	8	42	61	51	124	304	159	4	3	1	0
14:00	644	53.7	47.3	6.1	0	3	4	27	19	112	269	178	29	3	0	0
15:00	764	54.2	45.6	8.3	1	20	27	24	29	128	336	178	17	3	1	0
16:00	792	53.4	45.5	7.7	0	4	26	61	62	117	310	185	25	0	1	1
17:00	877	52.9	47.3	5.4	0	1	4	13	59	162	375	227	34	2	0	0
18:00	562	56.2	48.7	7.2	3	0	11	13	12	57	214	205	33	12	1	1
19:00	360	55.6	49.6	5.8	0	3	0	1	8	34	139	132	38	5	0	0
20:00	249	56.8	50.6	5.9	0	1	1	2	0	25	73	110	29	7	1	0
21:00	143	59.3	51.8	7.2	0	1	1	0	1	6	50	49	22	11	2	0
22:00	96	59.7	52.8	6.7	0	0	0	0	0	4	30	37	18	4	2	1
23:00	79	61.3	54.4	6.6	0	0	0	0	0	1	4	15	24	21	14	0
Total 2H(10-12)	1467	52.3	45.8	6.3	1	14	17	46	93	312	689	278	15	2	0	0
2H(14-16)	1408	54.1	46.4	7.5	1	23	31	51	48	240	605	356	46	6	1	0
12H(7-19)	8695	53.5	45.6	7.6	13	79	317	406	492	1537	3640	1963	200	39	5	4
24H(0-24)	11051	54.6	46.6	7.8	13	86	374	451	543	1704	4386	2852	501	115	20	6
AM Peak	11:00 786	04:00 60.3	01:00 54.6	07:00 9.6	08:00 1	11:00 12	07:00 115	06:00 41	11:00 75	11:00 179	08:00 356	05:00 159	04:00 38	04:00 15	04:00 6	03:00 1
PM Peak	17:00 877	23:00 61.3	23:00 54.4	13:00 8.7	13:00 5	15:00 20	13:00 42	12:00 66	16:00 62	17:00 162	17:00 375	17:00 227	19:00 38	23:00 14	21:00 2	16:00 1

360 TSL Ltd

Direction: Total Flow

Hour Beginning	Total Volume	85th Percentile	Mean Average	Standard Deviation	Bin 1 <10mph	Bin 2 10<20	Bin 3 20<30	Bin 4 30<35	Bin 5 35<40	Bin 6 40<45	Bin 7 45<50	Bin 8 50<55	Bin 9 55<60	Bin 10 60<70	Bin 11 70<80	Bin 12 >=80
00:00	127	56.6	50.3	6.1	0	0	0	0	2	8	65	34	13	3	1	1
01:00	80	57.4	51.9	5.3	0	0	0	0	1	8	17	31	21	2	0	0
02:00	118	56.7	52.1	4.5	0	0	0	0	0	5	30	59	20	4	0	0
03:00	193	58.6	53.0	5.4	0	0	0	0	1	5	40	97	39	9	1	1
04:00	305	58.4	52.6	5.6	0	0	0	0	0	5	96	138	44	16	6	0
05:00	712	55.3	48.2	6.8	0	2	30	1	13	52	357	200	47	9	1	0
06:00	1257	51.1	45.0	5.9	0	0	25	49	109	380	495	176	21	1	1	0
07:00	1939	50.4	40.0	10.0	1	112	223	132	189	560	573	134	7	8	0	0
08:00	1843	49.8	43.7	5.9	1	2	21	101	254	693	577	170	18	4	1	1
09:00	1468	50.2	43.7	6.3	0	3	41	87	143	586	420	172	12	3	0	1
10:00	1483	50.0	44.6	5.2	0	3	10	48	154	523	579	153	12	1	0	0
11:00	1562	49.8	42.7	6.9	1	18	36	136	220	559	422	162	6	1	1	0
12:00	1399	50.3	42.0	8.1	2	39	49	138	185	426	417	134	8	1	0	0
13:00	1383	51.4	43.0	8.1	5	16	75	110	150	342	486	188	7	3	1	0
14:00	1358	51.8	45.1	6.4	1	5	28	69	90	376	550	207	29	3	0	0
15:00	1404	52.3	44.9	7.2	1	20	45	50	78	355	617	217	17	3	1	0
16:00	1561	51.5	44.6	6.7	2	4	32	96	150	444	576	223	30	1	2	1
17:00	1566	51.9	46.4	5.3	2	1	4	38	102	364	735	279	37	4	0	0
18:00	1127	53.4	47.4	5.8	3	0	11	14	26	242	527	250	39	13	1	1
19:00	688	53.6	48.2	5.3	0	3	0	1	28	109	327	172	42	6	0	0
20:00	487	53.9	48.1	5.7	0	1	2	3	10	115	191	127	30	7	1	0
21:00	353	55.2	49.1	5.9	0	1	1	0	7	50	171	84	26	11	2	0
22:00	267	56.3	50.4	5.6	0	0	0	0	0	27	119	81	30	7	2	1
23:00	204	57.6	50.3	7.0	0	0	0	1	17	17	70	53	30	16	0	0
Total 2H(10-12)	3045	50.1	43.6	6.2	1	21	46	184								

East Heckington ATC, A17 (Eastern Site)

Direction: Eastbound

29/03/2022

Hour Beginning	Total Volume	85th Percentile	Mean Average	Standard Deviation	Bin 1 <10mph	Bin 2 10<20	Bin 3 20<30	Bin 4 30<35	Bin 5 35<40	Bin 6 40<45	Bin 7 45<50	Bin 8 50<55	Bin 9 55<60	Bin 10 60<70	Bin 11 70<80	Bin 12 >=80
00:00	65	51.9	47.2	4.5	0	0	0	0	0	19	37	4	4	1	0	0
01:00	54	55.2	50.8	4.3	0	0	0	0	0	2	24	20	7	1	0	0
02:00	86	52.5	48.6	3.8	0	0	0	0	1	11	45	26	3	0	0	0
03:00	87	55.5	51.2	4.2	0	0	0	0	0	0	41	31	13	2	0	0
04:00	161	53.0	48.4	4.4	0	0	0	0	4	28	69	55	4	1	0	0
05:00	305	50.6	46.6	3.9	0	0	0	2	5	92	161	41	3	1	0	0
06:00	719	49.9	45.1	4.6	0	0	0	2	57	322	267	58	7	5	0	1
07:00	1235	46.2	40.2	5.8	3	10	31	124	323	573	153	17	0	0	1	0
08:00	997	48.0	43.0	4.8	0	0	17	46	126	445	346	17	0	0	0	0
09:00	892	48.2	43.4	4.6	1	0	1	42	113	387	322	24	2	0	0	0
10:00	771	48.0	43.3	4.5	0	0	4	42	73	380	248	22	2	0	0	0
11:00	696	47.7	43.1	4.5	0	0	4	39	77	347	210	18	1	0	0	0
12:00	694	48.8	43.2	5.5	0	0	2	44	116	271	242	14	2	0	0	3
13:00	681	48.4	44.3	3.9	0	0	2	15	48	313	280	22	1	0	0	0
14:00	661	48.9	43.8	4.9	0	0	11	18	79	261	257	34	1	0	0	0
15:00	693	49.0	44.5	4.4	0	0	4	3	91	258	298	35	3	1	0	0
16:00	756	49.5	44.6	4.7	0	0	5	27	51	289	328	51	4	1	0	0
17:00	752	49.7	45.3	4.3	0	2	2	8	37	281	358	61	3	0	0	0
18:00	507	51.9	45.5	6.1	1	0	16	15	18	125	257	65	8	2	0	0
19:00	354	51.0	46.3	4.6	0	0	0	1	28	83	199	35	3	5	0	0
20:00	272	50.9	47.3	3.4	0	0	0	0	1	64	155	49	3	0	0	0
21:00	263	51.1	46.7	4.3	0	0	2	3	1	65	160	25	6	1	0	0
22:00	194	52.9	49.2	3.6	0	0	0	0	4	7	111	66	5	1	0	0
23:00	134	55.6	50.6	4.8	0	0	0	0	0	8	63	40	19	4	0	0
Total																
2H(10-12)	1467	47.9	43.2	4.5	0	0	8	81	150	727	458	40	3	0	0	0
2H(14-16)	1354	49.0	44.1	4.7	0	0	15	21	170	519	555	69	4	1	0	0
12H(7-19)	9335	48.7	43.4	5.1	5	12	99	423	1152	3930	3299	380	27	4	1	3
24H(0-24)	12029	49.7	44.2	5.2	5	12	101	431	1253	4631	4631	830	104	26	1	4
AM Peak	07:00	03:00	03:00	07:00	07:00	07:00	07:00	07:00	07:00	07:00	08:00	06:00	03:00	06:00	07:00	06:00
	1235	55.5	51.2	5.8	3	10	31	124	323	573	346	58	13	5	1	1
PM Peak	16:00	23:00	23:00	18:00	18:00	17:00	18:00	12:00	12:00	13:00	17:00	22:00	23:00	19:00	12:00	12:00
	756	55.6	50.6	6.1	1	2	16	44	116	313	358	66	19	5	0	3

360 TSL Ltd

Direction: Westbound

Hour Beginning	Total Volume	85th Percentile	Mean Average	Standard Deviation	Bin 1 <10mph	Bin 2 10<20	Bin 3 20<30	Bin 4 30<35	Bin 5 35<40	Bin 6 40<45	Bin 7 45<50	Bin 8 50<55	Bin 9 55<60	Bin 10 60<70	Bin 11 70<80	Bin 12 >=80
00:00	63	59.2	53.7	5.3	0	0	0	0	0	1	11	33	13	4	1	0
01:00	64	56.4	51.4	4.8	0	0	0	0	1	4	16	33	8	2	0	0
02:00	70	56.7	50.9	5.6	0	0	0	0	1	11	16	27	13	2	0	0
03:00	121	58.0	53.5	4.3	0	0	0	0	0	2	14	72	28	4	1	0
04:00	210	56.1	51.4	4.5	0	0	0	0	2	10	63	95	37	3	0	0
05:00	383	55.8	48.2	7.3	1	0	15	2	11	51	138	130	29	5	1	0
06:00	516	53.9	47.7	6.0	1	0	2	22	10	85	210	167	16	2	0	1
07:00	746	53.9	46.1	7.5	6	7	13	7	35	173	343	143	14	1	0	4
08:00	758	53.2	45.6	7.4	0	9	31	29	26	140	349	157	16	1	0	0
09:00	623	52.0	46.4	5.4	0	1	1	24	41	119	308	111	16	2	0	0
10:00	618	52.2	47.0	5.0	0	1	2	20	19	114	306	148	8	0	0	0
11:00	654	53.7	45.1	8.3	1	7	43	37	27	87	285	155	12	0	0	0
12:00	771	53.1	44.4	8.4	0	8	65	34	30	154	330	132	14	3	1	0
13:00	822	53.5	46.6	6.7	0	7	24	24	17	130	396	206	17	1	0	0
14:00	710	52.6	46.5	5.8	0	1	3	39	41	120	325	164	14	3	0	0
15:00	785	53.3	44.8	8.2	0	9	61	10	68	118	335	174	9	1	0	0
16:00	839	54.1	48.3	5.6	1	5	7	14	15	66	419	282	28	2	0	0
17:00	782	54.7	49.1	5.4	0	2	2	20	21	48	326	312	47	4	0	0
18:00	517	57.7	49.4	8.0	0	3	5	20	12	64	159	177	55	13	7	2
19:00	355	56.6	49.8	6.5	0	1	0	1	10	47	129	128	21	15	1	2
20:00	258	56.6	51.1	5.3	0	0	0	2	2	16	84	112	32	9	1	0
21:00	184	57.2	51.3	5.7	0	0	2	0	2	9	54	85	25	6	1	0
22:00	120	62.0	54.9	6.9	0	0	1	0	0	3	17	50	27	20	2	0
23:00	86	59.7	54.1	5.4	0	0	0	0	0	3	14	32	31	5	1	0
Total																
2H(10-12)	1272	53.2	46.0	7.0	1	8	45	57	46	201	591	303	20	0	0	0
2H(14-16)	1495	53.1	45.6	7.2	0	10	64	49	109	238	660	338	23	4	0	0
12H(7-19)	8625	53.9	46.6	7.1	8	60	257	278	352	1333	3881	2161	250	31	8	6
24H(0-24)	11055	54.7	47.4	7.1	10	61	277	305	391	1575	4647	3125	530	108	17	9
AM Peak	08:00	00:00	00:00	11:00	07:00	08:00	11:00	11:00	09:00	07:00	08:00	06:00	04:00	05:00	00:00	07:00
	758	59.2	53.7	8.3	6	9	43	37	41	173	349	167	37	5	1	4
PM Peak	16:00	22:00	22:00	12:00	16:00	15:00	12:00	14:00	15:00	12:00	16:00	17:00	18:00	22:00	18:00	18:00
	839	62.0	54.9	8.4	1	9	65	39	68	154	419	312	55	20	7	2

360 TSL Ltd

Direction: Total Flow

Hour Beginning	Total Volume	85th Percentile	Mean Average	Standard Deviation	Bin 1 <10mph	Bin 2 10<20	Bin 3 20<30	Bin 4 30<35	Bin 5 35<40	Bin 6 40<45	Bin 7 45<50	Bin 8 50<55	Bin 9 55<60	Bin 10 60<70	Bin 11 70<80	Bin 12 >=80
00:00	128	56.5	50.4	5.8	0	0	0	0	0	20	48	37	17	5	1	0
01:00	118	55.9	51.1	4.6	0	0	0	0	1	6	40	53	15	3	0	0
02:00	156	54.6	49.6	4.8	0	0	0	0	2	22	61	53	16	2	0	0
03:00	208	57.1	52.5	4.4	0	0	0	0	0	2	55	103	41	6	1	0
04:00	371	55.0	50.1	4.7	0	0	0	0	6	38	132	150	41	4	0	0
05:00	688	53.8	47.5	6.1	1	0	15	4	16	143	299	171	32	6	1	0
06:00	1235	51.8	46.2	5.4	1	0	2	24	67	407	477	225	23	7	0	2
07:00	1981	49.8	42.4	7.1	9	17	44	131	358	746	496	160	14	1	1	4
08:00	1755	50.5	44.1	6.2	0	9	48	75	152	585	695	174	16	1	0	0
09:00	1515	50.0	44.7	5.2	1	1	2	66	154	506	630	135	18	2	0	0
10:00	1389	50.2	45.0	5.1	0	1	6	62	92	494	554	170	10	0	0	0
11:00	1350	51.0	44.0	6.7	1	7	47	76	104	434	495	173	13	0	0	0
12:00	1465	51.3	43.8	7.2	0	8	67	78	146	425	572	146	16	3	1	3
13:00	1503	51.5	45.6	5.7	0	7	26	39	65	443	676	228	18	1	0	0
14:00	1371	51.0	45.2	5.6	0	1	14	57	120	381	582	198	15	3	0	0
15:00	1478	51.6	44.6	6.7	0	9	65	13	159	376	633	209	12	2	0	0
16:00	1595	52.3	46.6	5.5	1	5	12	41	66	355	747	333	32	3	0	0
17:00	1534	52.6	47.2	5.2	0	4	4	28	58	329	684	373	50	4	0	0
18:00	1024	55.2	47.5	7.4	1	3	21	35	30	189	416	242	63	15	7	2
19:00	709	54.2	48.1	5.9	0	1	0	2	38	130	328	163	24	20	1	2
20:00	5															

East Heckington ATC, A17 (Eastern Site)

Direction: Eastbound

30/03/2022

Hour Beginning	Total Volume	85th Percentile	Mean Average	Standard Deviation	Bin 1 <10mph	Bin 2 10<20	Bin 3 20<30	Bin 4 30<35	Bin 5 35<40	Bin 6 40<45	Bin 7 45<50	Bin 8 50<55	Bin 9 55<60	Bin 10 60<70	Bin 11 70<80	Bin 12 >=80
00:00	115	51.9	48.7	3.0	0	0	0	0	0	5	80	28	1	1	0	0
01:00	74	57.5	51.2	6.1	0	0	1	0	0	1	35	23	8	6	0	0
02:00	76	56.9	52.0	4.8	0	0	0	0	0	2	23	37	12	1	1	0
03:00	112	55.6	51.3	4.2	0	0	0	0	0	3	43	48	16	2	0	0
04:00	166	52.4	49.1	3.1	0	0	0	0	0	6	108	44	8	0	0	0
05:00	357	51.0	47.8	3.1	0	0	0	0	1	52	236	65	2	1	0	0
06:00	623	51.0	45.1	5.7	0	1	0	14	62	213	288	33	2	6	1	3
07:00	1056	48.3	42.4	5.7	0	5	32	63	141	443	355	17	0	0	0	0
08:00	942	48.6	43.8	4.7	2	0	9	14	135	355	406	21	0	0	0	0
09:00	856	47.9	43.0	4.8	0	0	6	33	148	390	250	22	4	3	0	0
10:00	768	48.2	44.3	3.8	0	0	0	16	56	350	327	17	2	0	0	0
11:00	751	47.1	42.7	4.3	0	0	2	19	165	342	204	19	0	0	0	0
12:00	771	47.2	41.2	5.7	0	0	40	59	126	364	175	6	1	0	0	0
13:00	699	47.8	43.7	3.9	0	0	1	18	70	344	251	15	0	0	0	0
14:00	785	47.4	42.7	4.6	0	0	6	53	102	380	233	11	0	0	0	0
15:00	716	48.5	43.7	4.6	0	0	10	21	64	336	253	32	0	0	0	0
16:00	817	49.9	44.7	5.0	0	0	1	6	78	357	341	26	1	2	0	5
17:00	740	49.9	44.8	4.9	0	6	0	11	67	250	361	39	5	1	0	0
18:00	588	50.9	46.4	4.3	0	0	0	0	22	161	353	43	3	1	5	0
19:00	394	49.2	45.7	3.4	0	0	0	0	8	163	187	35	1	0	0	0
20:00	276	50.3	46.5	3.7	0	0	0	0	2	96	142	31	4	1	0	0
21:00	253	50.8	47.5	3.2	0	0	0	0	2	44	164	40	3	0	0	0
22:00	172	56.5	50.9	5.4	0	0	0	0	2	9	76	56	18	11	0	0
23:00	140	51.8	48.3	3.4	0	0	0	1	0	9	101	25	3	1	0	0
Total																
2H(10-12)	1519	47.8	43.5	4.1	0	0	2	35	221	692	531	36	2	0	0	0
2H(14-16)	1501	48.0	43.2	4.6	0	0	16	74	166	716	486	43	0	0	0	0
12H(7-19)	9489	48.6	43.5	4.9	2	11	107	313	1174	4072	3509	268	16	7	5	5
24H(0-24)	12247	49.7	44.4	5.1	2	12	108	328	1251	4675	4992	733	94	37	7	8
AM Peak	07:00	01:00	02:00	01:00	08:00	07:00	07:00	07:00	11:00	07:00	08:00	05:00	03:00	01:00	02:00	06:00
	1056	57.5	52.0	6.1	2	5	32	63	165	443	406	65	16	6	1	3
PM Peak	16:00	22:00	22:00	12:00	12:00	17:00	12:00	12:00	12:00	14:00	17:00	22:00	22:00	22:00	18:00	16:00
	817	56.5	50.9	5.7	0	6	40	59	126	380	361	56	18	11	5	5

360 TSL Ltd

Direction: Westbound

Hour Beginning	Total Volume	85th Percentile	Mean Average	Standard Deviation	Bin 1 <10mph	Bin 2 10<20	Bin 3 20<30	Bin 4 30<35	Bin 5 35<40	Bin 6 40<45	Bin 7 45<50	Bin 8 50<55	Bin 9 55<60	Bin 10 60<70	Bin 11 70<80	Bin 12 >=80
00:00	78	60.2	53.8	6.1	0	0	0	0	0	1	20	30	19	6	2	0
01:00	96	59.0	54.6	4.3	0	0	0	0	0	1	7	50	31	7	0	0
02:00	107	58.2	53.7	4.3	0	0	0	0	1	1	14	53	34	4	0	0
03:00	162	58.1	53.8	4.2	0	0	0	0	1	4	12	90	49	6	0	0
04:00	289	57.7	53.1	4.5	0	0	0	0	1	5	46	166	59	10	2	0
05:00	355	56.5	51.3	5.0	0	0	0	0	2	27	94	185	33	12	2	0
06:00	580	55.8	48.4	7.1	0	5	4	26	14	57	232	195	26	21	0	0
07:00	802	54.2	46.5	7.4	2	3	26	40	49	89	318	256	14	5	0	0
08:00	726	52.9	44.2	8.4	1	11	43	37	95	72	316	138	13	0	0	0
09:00	662	52.2	46.5	5.5	0	1	9	20	17	155	314	129	16	1	0	0
10:00	636	53.0	45.8	6.9	0	2	27	25	36	92	307	135	11	1	0	0
11:00	726	51.9	45.4	6.2	1	2	23	14	56	151	353	122	4	0	0	0
12:00	715	50.6	45.1	5.3	0	1	11	14	57	238	304	80	10	0	0	0
13:00	803	51.7	45.5	6.0	2	2	12	17	50	265	298	143	13	1	0	0
14:00	809	51.0	46.7	4.2	0	0	0	0	24	263	364	148	5	5	0	0
15:00	744	53.4	46.5	6.6	0	5	15	16	46	128	351	158	21	0	4	0
16:00	829	52.6	46.6	5.8	0	0	22	8	35	188	367	190	17	2	0	0
17:00	862	52.2	46.9	5.2	1	1	0	10	59	193	380	191	26	1	0	0
18:00	513	55.6	49.6	5.8	0	3	1	1	12	45	212	194	33	9	3	0
19:00	300	55.6	48.9	6.4	0	1	5	6	7	32	106	113	27	3	0	0
20:00	227	55.4	49.9	5.3	0	0	1	0	9	14	89	87	24	2	1	0
21:00	153	56.9	50.6	6.1	0	1	1	0	1	4	62	70	8	4	2	0
22:00	112	59.5	52.5	6.7	0	0	0	0	0	12	27	42	20	10	0	1
23:00	66	57.5	51.3	6.0	0	0	1	0	1	2	18	35	7	1	1	0
Total																
2H(10-12)	1362	52.4	45.6	6.6	1	4	50	39	92	243	660	257	15	1	0	0
2H(14-16)	1553	52.3	46.6	5.5	0	5	15	16	70	391	715	306	26	5	4	0
12H(7-19)	8827	52.7	46.2	6.3	7	31	189	202	536	1879	3884	1884	183	25	7	0
24H(0-24)	11352	54.0	47.3	6.6	7	38	201	234	573	2039	4611	3000	520	111	17	1
AM Peak	07:00	00:00	01:00	08:00	07:00	08:00	08:00	07:00	08:00	09:00	11:00	07:00	04:00	06:00	00:00	00:00
	802	60.2	54.6	8.4	2	11	43	40	95	155	353	256	59	21	2	0
PM Peak	17:00	22:00	22:00	22:00	13:00	15:00	16:00	13:00	17:00	13:00	17:00	18:00	18:00	22:00	15:00	22:00
	862	59.5	52.5	6.7	2	5	22	17	59	265	380	194	33	10	4	1

360 TSL Ltd

Direction: Total Flow

Hour Beginning	Total Volume	85th Percentile	Mean Average	Standard Deviation	Bin 1 <10mph	Bin 2 10<20	Bin 3 20<30	Bin 4 30<35	Bin 5 35<40	Bin 6 40<45	Bin 7 45<50	Bin 8 50<55	Bin 9 55<60	Bin 10 60<70	Bin 11 70<80	Bin 12 >=80
00:00	193	56.2	50.8	5.2	0	0	0	0	0	6	100	58	20	7	2	0
01:00	170	58.7	53.1	5.4	0	0	1	0	0	2	42	73	39	13	0	0
02:00	183	57.7	53.0	4.6	0	0	0	0	1	3	37	90	46	5	1	0
03:00	274	57.2	52.7	4.3	0	0	0	0	1	7	55	138	65	8	0	0
04:00	455	56.3	51.6	4.5	0	0	0	0	1	11	154	210	67	10	2	0
05:00	712	54.2	49.5	4.5	0	0	0	0	3	79	330	250	35	13	2	0
06:00	1203	53.6	46.7	6.6	0	6	4	40	76	270	520	228	28	27	1	3
07:00	1858	51.2	44.2	6.8	2	8	58	103	190	532	673	273	14	5	0	0
08:00	1668	50.8	44.0	6.6	3	11	52	51	230	427	722	159	13	0	0	0
09:00	1518	50.1	44.5	5.4	0	1	15	53	165	545	564	151	20	4	0	0
10:00	1404	50.7	45.0	5.5	0	2	27	41	92	442	634	152	13	1	0	0
11:00	1477	49.7	44.1	5.5	1	2	25	33	221	493	557	141	4	0	0	0
12:00	1486	49.1	43.1	5.8	0	1	51	73	183	602	479	86	11	0	0	0
13:00	1502	50.0	44.7	5.2	2	2	13	35	120	609	549	158	13	1	0	0
14:00	1594	49.7	44.7	4.8	0	0	6	53	126	643	597	159	5	5	0	0
15:00	1460	51.3	45.2	5.9	0	5	25	37	110	464	604	190	21	0	4	0
16:00	1646	51.3	45.6	5.5	0	0	23	14	113	545	708	216	18	4	0	5
17:00	1602	51.3	45.9	5.2	1	7	0	21	126	443	741	230	31	2	0	0
18:00	1101	53.4	47.9	5.3	0	3	1	1	34	206	565	237	36	10	8	0
19:00	694	52.5	47.1	5.2	0	1	5	6	15	195	293	148	28	3	0	0
20:00	503	53														

East Heckington, A17 (Middle Site)



Direction: Eastbound

Direction: Westbound

Direction: Total Flow

Hour Beginning	Thu 24/03/2022	Fri 25/03/2022	Sat 26/03/2022	Sun 27/03/2022	Mon 28/03/2022	Tue 29/03/2022	Wed 30/03/2022	5-Day Ave.	7-Day Ave.
00:00	86	78	73	66	58	32	77	66	67
01:00	47	73	46	43	31	34	60	49	48
02:00	64	65	50	0	34	44	52	52	44
03:00	74	55	55	37	45	54	71	60	56
04:00	103	147	72	43	87	112	114	113	97
05:00	229	292	134	58	247	231	281	256	210
06:00	590	629	244	117	603	613	513	590	473
07:00	1037	907	342	158	1046	1060	960	1002	787
08:00	939	826	497	211	967	896	892	904	747
09:00	760	707	635	405	740	762	731	740	677
10:00	656	758	665	512	804	692	683	719	681
11:00	701	725	619	619	745	575	660	681	663
12:00	639	767	684	698	770	661	651	698	696
13:00	639	794	602	594	672	642	634	676	654
14:00	813	829	536	602	687	624	704	731	685
15:00	722	880	552	553	662	664	681	722	673
16:00	825	734	513	622	726	704	779	754	700
17:00	655	698	498	578	667	722	673	683	642
18:00	614	598	498	571	523	467	544	549	545
19:00	326	410	289	401	283	343	327	338	340
20:00	271	289	247	318	213	211	235	244	255
21:00	220	191	211	245	179	197	201	198	206
22:00	157	175	128	103	153	163	142	158	146
23:00	112	90	100	79	91	91	103	97	95
Total									
12H(7-19)	9000	9223	6641	6123	9009	8469	8592	8859	8151
16H(6-22)	10407	10742	7632	7204	10287	9833	9868	10227	9425
18H(6-24)	10676	11007	7860	7386	10531	10087	10113	10483	9666
24H(0-24)	11279	11717	8290	7633	11033	10594	10768	11078	10188
AM Peak	07:00	07:00	10:00	11:00	07:00	07:00	07:00	07:00	07:00
	1037	907	665	619	1046	1060	960	1002	787
PM Peak	16:00	15:00	12:00	12:00	12:00	17:00	16:00	16:00	16:00
	825	880	684	698	770	722	779	754	700

360 TSL Ltd

Hour Beginning	Thu 24/03/2022	Fri 25/03/2022	Sat 26/03/2022	Sun 27/03/2022	Mon 28/03/2022	Tue 29/03/2022	Wed 30/03/2022	5-Day Ave.	7-Day Ave.
00:00	78	93	69	77	67	68	93	80	78
01:00	120	84	64	75	65	84	115	94	87
02:00	97	123	73	0	89	95	118	104	85
03:00	123	133	111	81	159	124	209	150	134
04:00	259	203	142	113	236	230	280	242	209
05:00	442	421	252	139	467	436	430	439	370
06:00	993	550	277	165	601	508	612	573	472
07:00	744	768	446	225	836	812	829	798	666
08:00	723	761	574	337	823	787	774	774	683
09:00	810	741	655	542	767	666	706	738	698
10:00	652	773	630	634	721	653	706	701	681
11:00	713	851	744	779	836	783	841	805	792
12:00	723	875	684	695	714	843	799	791	762
13:00	738	832	589	679	818	872	877	827	772
14:00	823	882	568	592	677	810	854	809	744
15:00	817	843	575	601	787	807	813	813	789
16:00	937	910	498	642	855	875	920	899	895
17:00	959	800	495	509	897	808	915	876	769
18:00	626	561	476	487	611	560	530	578	550
19:00	422	359	298	452	337	350	311	356	361
20:00	270	293	222	301	232	275	263	267	265
21:00	198	170	132	191	141	208	170	177	173
22:00	124	129	114	116	104	121	112	118	117
23:00	112	100	91	86	96	115	79	100	97
Total									
12H(7-19)	9265	9597	6934	6722	9342	9276	9564	9409	8671
16H(6-22)	10748	10969	7863	7831	10653	10617	10920	10781	9943
18H(6-24)	10984	11198	8068	8033	10853	10853	11111	11000	10157
24H(0-24)	12103	12255	8779	8518	11936	11890	12356	12108	11120
AM Peak	09:00	11:00	11:00	11:00	07:00	07:00	11:00	11:00	11:00
	810	851	744	779	836	812	841	805	792
PM Peak	17:00	16:00	12:00	12:00	17:00	16:00	16:00	16:00	16:00
	959	910	684	695	897	875	920	899	805

360 TSL Ltd

Hour Beginning	Thu 24/03/2022	Fri 25/03/2022	Sat 26/03/2022	Sun 27/03/2022	Mon 28/03/2022	Tue 29/03/2022	Wed 30/03/2022	5-Day Ave.	7-Day Ave.
00:00	164	171	142	143	125	100	170	146	145
01:00	167	157	110	118	96	118	175	143	134
02:00	161	188	123	0	123	139	170	156	129
03:00	197	188	166	118	204	178	280	209	190
04:00	362	350	214	156	323	342	394	354	306
05:00	671	713	386	197	714	667	711	695	580
06:00	1183	1179	521	282	1204	1121	1125	1162	945
07:00	1781	1675	788	383	1682	1872	1789	1800	1453
08:00	1662	1587	1071	548	1790	1683	1666	1678	1430
09:00	1570	1448	1290	947	1507	1428	1437	1478	1375
10:00	1308	1531	1295	1146	1525	1345	1389	1420	1363
11:00	1414	1576	1363	1398	1581	1358	1501	1486	1456
12:00	1362	1642	1368	1393	1484	1504	1450	1488	1458
13:00	1377	1626	1191	1273	1490	1514	1501	1504	1426
14:00	1636	1711	1104	1194	1364	1434	1558	1541	1422
15:00	1539	1723	1127	1154	1449	1471	1494	1535	1422
16:00	1762	1644	1011	1264	1581	1579	1699	1653	1506
17:00	1614	1498	993	1087	1564	1530	1588	1559	1411
18:00	1240	1159	974	1058	1134	1027	1074	1127	1095
19:00	748	769	587	853	620	693	638	694	701
20:00	541	582	469	619	445	486	498	510	520
21:00	418	361	343	436	320	405	371	375	379
22:00	281	304	242	219	257	284	254	276	263
23:00	224	190	191	165	187	206	182	198	192
Total									
12H(7-19)	18265	18820	13575	12845	18351	17745	18156	18267	16822
16H(6-22)	21155	21711	15495	15035	20940	20450	20788	21009	19368
18H(6-24)	21660	22205	15928	15419	21384	20940	21224	21483	19823
24H(0-24)	23382	23972	17069	16151	22969	22484	23124	23186	21307
AM Peak	07:00	07:00	11:00	11:00	07:00	07:00	07:00	07:00	11:00
	1781	1675	1363	1398	1882	1872	1789	1800	1456
PM Peak	16:00	15:00	12:00	12:00	16:00	16:00	16:00	16:00	16:00
	1762	1723	1368	1393	1581	1579	1699	1653	1506

360 TSL Ltd

East Heckington, A17 (Middle Site)

Direction: Eastbound

	Total Volume	LIGHT	OGV1	OGV2	BUS
Thu 24 Mar 2022	11279	8790	1726	646	117
Fri 25 Mar 2022	11717	9498	1543	576	100
Sat 26 Mar 2022	8290	7051	905	295	39
Sun 27 Mar 2022	7633	6668	703	233	29
Mon 28 Mar 2022	11033	8704	1628	585	116
Tue 29 Mar 2022	10594	8162	1662	665	105
Wed 30 Mar 2022	10768	8473	1578	614	103
5 Day Ave.	11078	8725	1627	617	108
7 Day Ave.	10188	8192	1392	516	87

Direction: Westbound

	Total Volume	LIGHT	OGV1	OGV2	BUS
Thu 24 Mar 2022	12103	10168	1447	417	71
Fri 25 Mar 2022	12255	10476	1354	339	86
Sat 26 Mar 2022	8779	7823	781	152	23
Sun 27 Mar 2022	8518	7771	618	116	13
Mon 28 Mar 2022	11936	10188	1309	378	61
Tue 29 Mar 2022	11890	10256	1230	331	73
Wed 30 Mar 2022	12356	10715	1272	320	49
5 Day Ave.	12108	10361	1322	357	68
7 Day Ave.	11120	9628	1144	293	54

Direction: Total Flow

	Total Volume	LIGHT	OGV1	OGV2	BUS
Thu 24 Mar 2022	23382	18958	3173	1063	188
Fri 25 Mar 2022	23972	19974	2897	915	186
Sat 26 Mar 2022	17069	14874	1686	447	62
Sun 27 Mar 2022	16151	14439	1321	349	42
Mon 28 Mar 2022	22969	18892	2937	963	177
Tue 29 Mar 2022	22484	18418	2892	996	178
Wed 30 Mar 2022	23124	19188	2850	934	152
5 Day Ave.	23186	19086	2950	974	176
7 Day Ave.	21307	17820	2537	810	141

	Total Volume	LIGHT	OGV1	OGV2	BUS
Thu 24 Mar 2022	100.0%	77.9%	15.3%	5.7%	1.0%
Fri 25 Mar 2022	100.0%	81.1%	13.2%	4.9%	0.9%
Sat 26 Mar 2022	100.0%	85.1%	10.9%	3.6%	0.5%
Sun 27 Mar 2022	100.0%	87.4%	9.2%	3.1%	0.4%
Mon 28 Mar 2022	100.0%	78.9%	14.8%	5.3%	1.1%
Tue 29 Mar 2022	100.0%	77.0%	15.7%	6.3%	1.0%
Wed 30 Mar 2022	100.0%	78.7%	14.7%	5.7%	1.0%
5 Day Ave.	100.0%	78.8%	14.7%	5.6%	1.0%
7 Day Ave.	100.0%	80.4%	13.7%	5.1%	0.9%

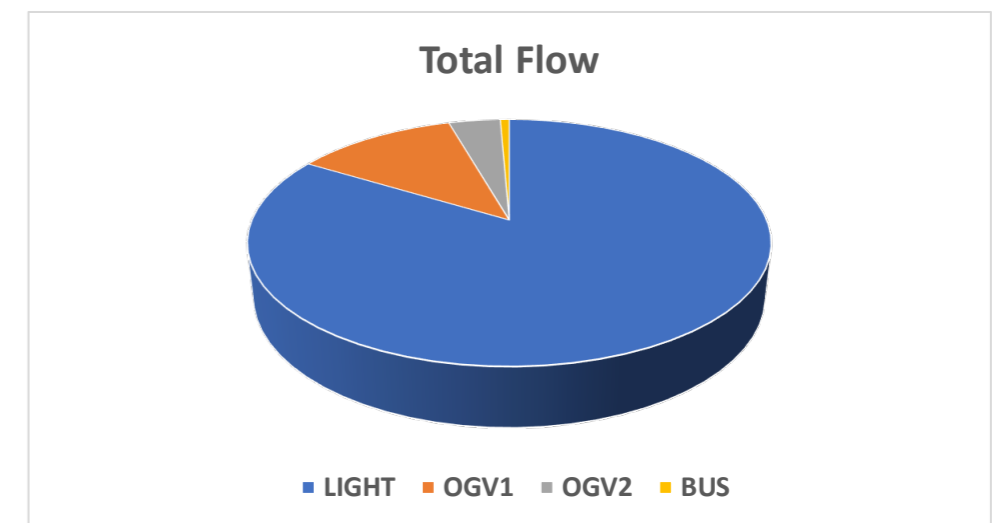
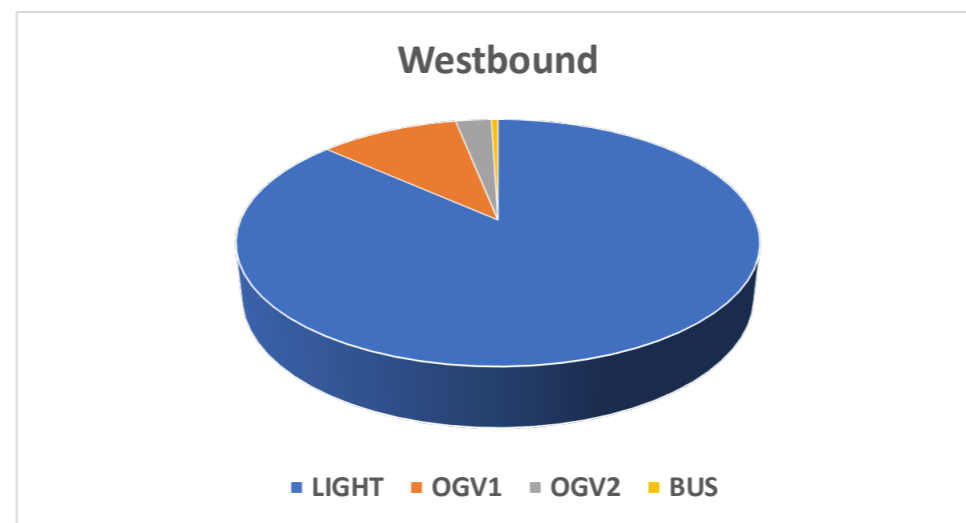
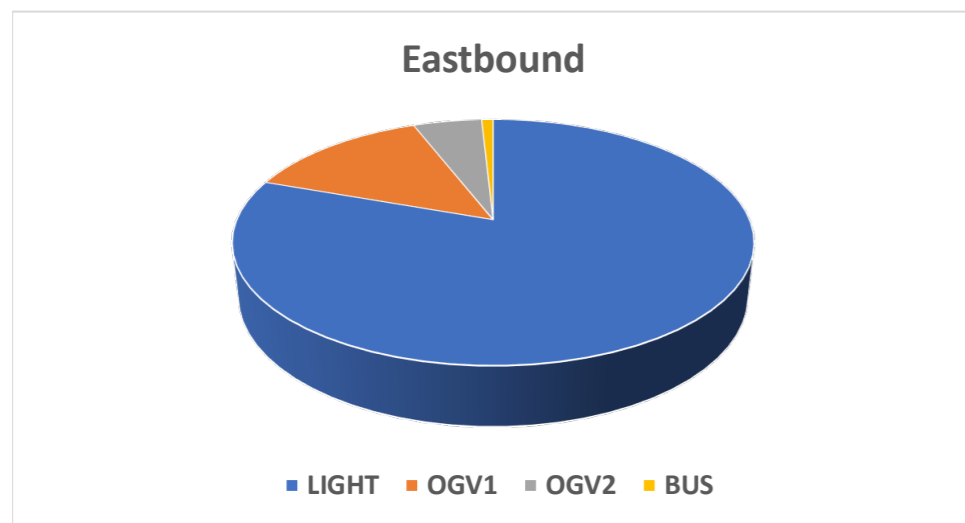
	Total Volume	LIGHT	OGV1	OGV2	BUS
Thu 24 Mar 2022	100.0%	84.0%	12.0%	3.4%	0.6%
Fri 25 Mar 2022	100.0%	85.5%	11.0%	2.8%	0.7%
Sat 26 Mar 2022	100.0%	89.1%	8.9%	1.7%	0.3%
Sun 27 Mar 2022	100.0%	91.2%	7.3%	1.4%	0.2%
Mon 28 Mar 2022	100.0%	85.4%	11.0%	3.2%	0.5%
Tue 29 Mar 2022	100.0%	86.3%	10.3%	2.8%	0.6%
Wed 30 Mar 2022	100.0%	86.7%	10.3%	2.6%	0.4%
5 Day Ave.	100.0%	85.6%	10.9%	2.9%	0.6%
7 Day Ave.	100.0%	86.6%	10.3%	2.6%	0.5%

	Total Volume	LIGHT	OGV1	OGV2	BUS
Thu 24 Mar 2022	100.0%	81.1%	13.6%	4.5%	0.8%
Fri 25 Mar 2022	100.0%	83.3%	12.1%	3.8%	0.8%
Sat 26 Mar 2022	100.0%	87.1%	9.9%	2.6%	0.4%
Sun 27 Mar 2022	100.0%	89.4%	8.2%	2.2%	0.3%
Mon 28 Mar 2022	100.0%	82.2%	12.8%	4.2%	0.8%
Tue 29 Mar 2022	100.0%	81.9%	12.9%	4.4%	0.8%
Wed 30 Mar 2022	100.0%	83.0%	12.3%	4.0%	0.7%
5 Day Ave.	100.0%	82.3%	12.7%	4.2%	0.8%
7 Day Ave.	100.0%	83.6%	11.9%	3.8%	0.7%

360 TSL Ltd

360 TSL Ltd

360 TSL Ltd

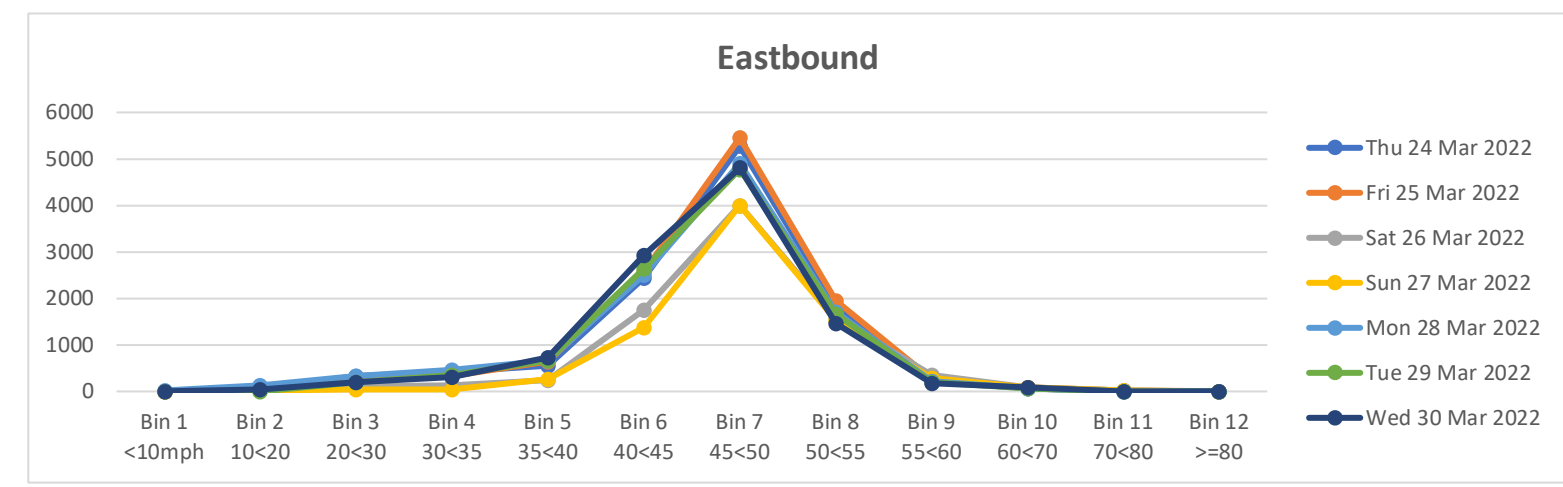


East Heckington, A17 (Middle Site)

Direction: Eastbound

	Total Volume	85th Percentile	Mean Average	Standard Deviation	Bin 1 <10mph	Bin 2 10<20	Bin 3 20<30	Bin 4 30<35	Bin 5 35<40	Bin 6 40<45	Bin 7 45<50	Bin 8 50<55	Bin 9 55<60	Bin 10 60<70	Bin 11 70<80	Bin 12 >=80
Thu 24 Mar 2022	11279	52.7	45.8	6.7	1	46	336	431	543	2434	5273	1841	295	74	4	1
Fri 25 Mar 2022	11717	52.9	45.9	6.8	7	80	301	332	640	2572	5455	1959	263	86	17	5
Sat 26 Mar 2022	8290	53.3	47.2	5.9	0	14	110	124	244	1759	4002	1569	359	89	14	6
Sun 27 Mar 2022	7633	53.1	47.7	5.2	3	11	32	43	256	1375	4002	1521	293	80	12	5
Mon 28 Mar 2022	11033	52.8	45.1	7.5	24	141	323	471	668	2500	4904	1711	225	55	6	5
Tue 29 Mar 2022	10594	51.9	45.8	5.9	0	4	196	364	670	2650	4781	1653	203	68	3	2
Wed 30 Mar 2022	10768	52.0	45.5	6.3	3	53	204	307	727	2924	4805	1471	184	79	8	3
5 Day Ave.	11078	52.4	45.6	6.6	7	65	272	381	650	2616	5044	1727	234	72	8	3
7 Day Ave.	10188	52.7	46.1	6.3	5	50	215	296	535	2316	4746	1675	260	76	9	4

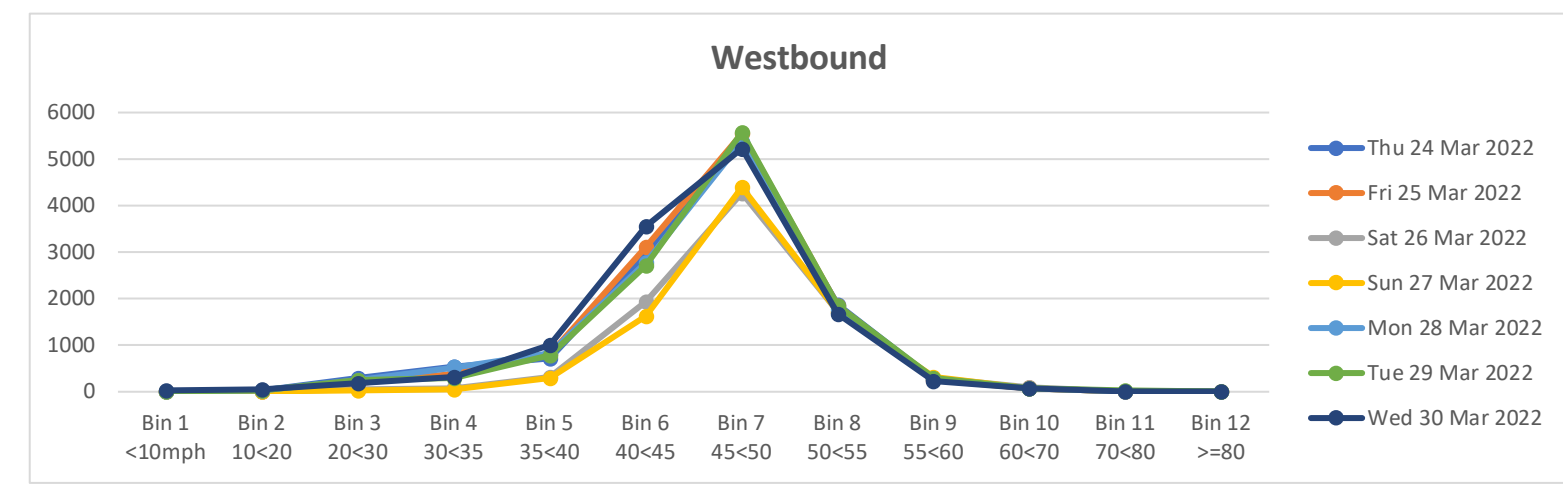
360 TSL Ltd



Direction: Westbound

	Total Volume	85th Percentile	Mean Average	Standard Deviation	Bin 1 <10mph	Bin 2 10<20	Bin 3 20<30	Bin 4 30<35	Bin 5 35<40	Bin 6 40<45	Bin 7 45<50	Bin 8 50<55	Bin 9 55<60	Bin 10 60<70	Bin 11 70<80	Bin 12 >=80
Thu 24 Mar 2022	12103	52.3	45.5	6.5	7	26	296	532	706	2936	5362	1876	281	69	10	2
Fri 25 Mar 2022	12255	52.0	45.9	5.9	2	6	179	388	811	3118	5546	1846	257	84	15	3
Sat 26 Mar 2022	8779	52.8	47.3	5.3	1	2	48	84	320	1933	4271	1714	303	85	14	4
Sun 27 Mar 2022	8518	52.8	47.6	5.0	0	3	19	52	303	1630	4393	1713	307	81	12	5
Mon 28 Mar 2022	11936	52.2	45.5	6.5	7	30	257	528	820	2790	5376	1777	264	70	10	7
Tue 29 Mar 2022	11890	52.5	45.9	6.3	6	34	241	302	778	2721	5573	1840	298	68	24	5
Wed 30 Mar 2022	12356	51.8	45.3	6.3	28	45	183	319	1006	3548	5228	1676	237	74	8	4
5 Day Ave.	12108	52.2	45.6	6.3	10	28	231	414	824	3023	5417	1803	267	73	13	4
7 Day Ave.	11120	52.3	46.2	6.0	7	21	175	315	678	2668	5107	1777	278	76	13	4

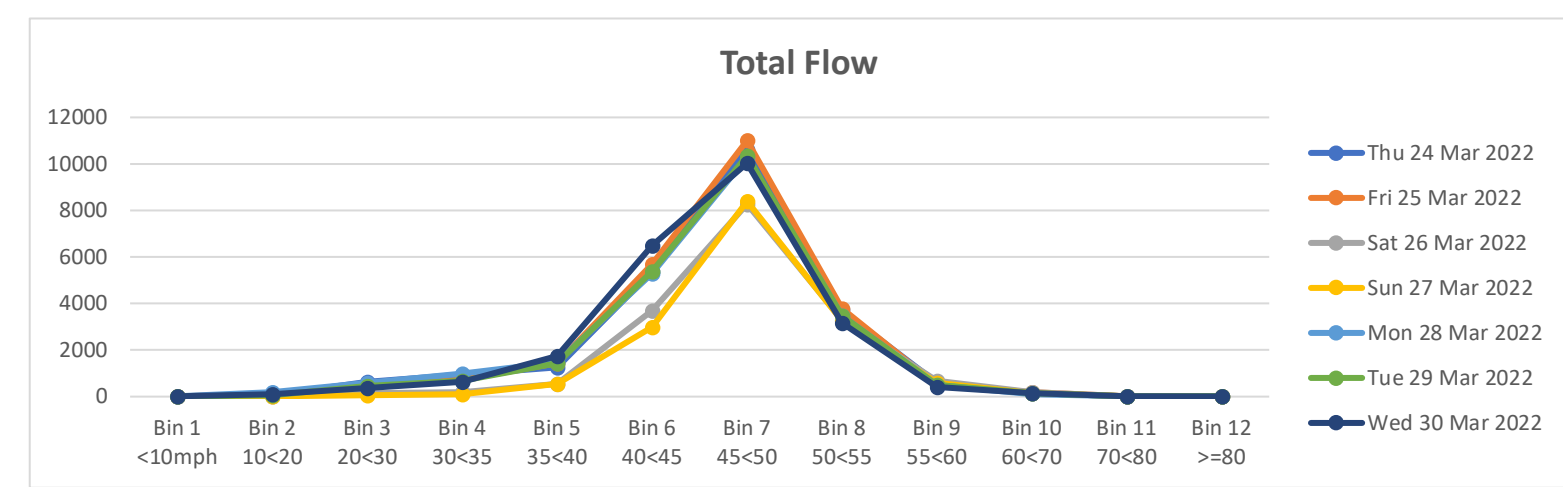
360 TSL Ltd



Direction: Total Flow

	Total Volume	85th Percentile	Mean Average	Standard Deviation	Bin 1 <10mph	Bin 2 10<20	Bin 3 20<30	Bin 4 30<35	Bin 5 35<40	Bin 6 40<45	Bin 7 45<50	Bin 8 50<55	Bin 9 55<60	Bin 10 60<70	Bin 11 70<80	Bin 12 >=80
Thu 24 Mar 2022	23382	52.5	45.6	6.6	8	72	632	963	1249	5370	10635	3717	576	143	14	3
Fri 25 Mar 2022	23972	52.4	45.9	6.4	9	86	480	720	1451	5690	11001	3805	520	170	32	8
Sat 26 Mar 2022	17069	53.0	47.3	5.6	1	16	158	208	564	3692	8273	3283	662	174	28	10
Sun 27 Mar 2022	16151	52.9	47.6	5.1	3	14	51	95	559	3005	8395	3234	600	161	24	10
Mon 28 Mar 2022	22969	52.5	45.3	7.0	31	171	580	999	1488	5290	10280	3488	489	125	16	12
Tue 29 Mar 2022	22484	52.2	45.9	6.1	6	38	437	666	1448	5371	10354	3493	501	136	27	7
Wed 30 Mar 2022	23124	51.9	45.4	6.3	31	98	387	626	1733	6472	10033	3147	421	153	16	7
5 Day Ave.	23186	52.3	45.6	6.5	17	93	503	795	1474	5639	10461	3530	501	145	21	7
7 Day Ave.	21307	52.5	46.1	6.1	13	71	389	611	1213	4984	9853	3452	538	152	22	8

360 TSL Ltd



East Heckington, A17 (Middle Site)

Direction: Eastbound

	Total Volume	85th Percentile	Mean Average	Standard Deviation	Bin 1 <10mph	Bin 2 10<20	Bin 3 20<30	Bin 4 30<35	Bin 5 35<40	Bin 6 40<45	Bin 7 45<50	Bin 8 50<55	Bin 9 55<60	Bin 10 60<70	Bin 11 70<80	Bin 12 >=80
Thu 24 Mar 2022	1357	50.3	44.8	5.3	0	0	8	86	112	363	654	122	9	3	0	0
Fri 25 Mar 2022	1483	51.1	43.6	7.3	0	23	52	83	145	418	608	137	15	1	0	1
Sat 26 Mar 2022	1284	51.1	45.0	5.9	0	0	38	48	77	347	620	133	18	3	0	0
Sun 27 Mar 2022	1131	51.0	46.7	4.1	0	0	0	8	42	274	626	156	23	2	0	0
Mon 28 Mar 2022	1549	50.2	42.3	7.6	2	39	62	95	162	550	547	78	11	3	0	0
Tue 29 Mar 2022	1267	50.5	44.1	6.1	0	3	39	61	107	406	522	115	13	1	0	0
Wed 30 Mar 2022	1343	50.0	44.9	5.0	0	0	7	31	140	470	547	137	7	3	0	1
5 Day Ave.	1400	50.4	43.9	6.3	0	13	34	71	133	441	576	118	11	2	0	0
7 Day Ave.	1345	50.6	44.5	5.9	0	9	29	59	112	404	589	125	14	2	0	0

360 TSL Ltd

Direction: Westbound

	Total Volume	85th Percentile	Mean Average	Standard Deviation	Bin 1 <10mph	Bin 2 10<20	Bin 3 20<30	Bin 4 30<35	Bin 5 35<40	Bin 6 40<45	Bin 7 45<50	Bin 8 50<55	Bin 9 55<60	Bin 10 60<70	Bin 11 70<80	Bin 12 >=80
Thu 24 Mar 2022	1365	51.4	44.2	7.0	7	9	37	99	69	356	643	134	10	1	0	0
Fri 25 Mar 2022	1624	49.5	43.1	6.2	0	4	34	158	195	505	610	111	7	0	0	0
Sat 26 Mar 2022	1374	51.1	45.9	5.1	0	1	21	14	73	384	687	172	19	3	0	0
Sun 27 Mar 2022	1413	51.0	45.8	5.1	0	0	13	25	94	402	688	159	25	7	0	0
Mon 28 Mar 2022	1557	51.1	44.0	6.8	7	26	20	73	122	435	756	113	3	2	0	0
Tue 29 Mar 2022	1436	50.1	44.8	5.1	1	0	12	36	143	463	648	117	12	4	0	0
Wed 30 Mar 2022	1547	49.6	43.9	5.5	0	2	12	82	230	452	673	79	14	2	1	0
5 Day Ave.	1506	50.3	44.0	6.1	3	8	23	90	152	442	666	111	9	2	0	0
7 Day Ave.	1474	50.5	44.5	5.8	2	6	21	70	132	428	672	126	13	3	0	0

360 TSL Ltd

Direction: Total Flow

	Total Volume	85th Percentile	Mean Average	Standard Deviation	Bin 1 <10mph	Bin 2 10<20	Bin 3 20<30	Bin 4 30<35	Bin 5 35<40	Bin 6 40<45	Bin 7 45<50	Bin 8 50<55	Bin 9 55<60	Bin 10 60<70	Bin 11 70<80	Bin 12 >=80
Thu 24 Mar 2022	2722	50.9	44.5	6.2	7	9	45	185	181	719	1297	256	19	4	0	0
Fri 25 Mar 2022	3107	50.3	43.3	6.7	0	27	86	241	340	923	1218	248	22	1	0	1
Sat 26 Mar 2022	2658	51.1	45.5	5.5	0	1	59	62	150	731	1307	305	37	6	0	0
Sun 27 Mar 2022	2544	51.0	46.2	4.7	0	0	13	33	136	676	1314	315	48	9	0	0
Mon 28 Mar 2022	3106	50.7	43.2	7.3	9	65	82	168	284	985	1303	191	14	5	0	0
Tue 29 Mar 2022	2703	50.3	44.5	5.6	1	3	51	97	250	869	1170	232	25	5	0	0
Wed 30 Mar 2022	2890	49.8	44.4	5.3	0	2	19	113	370	922	1220	216	21	5	1	1
5 Day Ave.	2906	50.4	44.0	6.2	3	21	57	161	285	884	1242	229	20	4	0	0
7 Day Ave.	2819	50.6	44.5	5.9	2	15	51	128	244	832	1261	252	27	5	0	0

360 TSL Ltd

East Heckington, A17 (Middle Site)

Direction: Eastbound

	Total Volume	85th Percentile	Mean Average	Standard Deviation	Bin 1 <10mph	Bin 2 10<20	Bin 3 20<30	Bin 4 30<35	Bin 5 35<40	Bin 6 40<45	Bin 7 45<50	Bin 8 50<55	Bin 9 55<60	Bin 10 60<70	Bin 11 70<80	Bin 12 >=80
Thu 24 Mar 2022	1535	51.2	43.5	7.5	0	10	107	77	109	448	598	165	19	2	0	0
Fri 25 Mar 2022	1709	52.1	45.1	6.8	0	20	52	55	100	391	843	224	18	5	1	0
Sat 26 Mar 2022	1088	52.9	46.6	6.1	0	13	22	5	22	210	597	190	27	2	0	0
Sun 27 Mar 2022	1155	52.3	47.6	4.5	0	0	2	9	34	195	651	219	36	8	1	0
Mon 28 Mar 2022	1349	53.8	44.0	9.5	10	41	97	45	39	232	637	226	20	1	0	1
Tue 29 Mar 2022	1288	51.5	45.5	5.9	0	0	18	60	117	270	613	183	22	5	0	0
Wed 30 Mar 2022	1385	50.3	44.6	5.5	0	1	35	43	106	432	649	110	8	1	0	0
5 Day Ave.	1453	51.8	44.5	7.0	2	14	62	56	94	355	668	182	17	3	0	0
7 Day Ave.	1358	52.0	45.3	6.5	1	12	48	42	75	311	655	188	21	3	0	0

360 TSL Ltd

Direction: Westbound

	Total Volume	85th Percentile	Mean Average	Standard Deviation	Bin 1 <10mph	Bin 2 10<20	Bin 3 20<30	Bin 4 30<35	Bin 5 35<40	Bin 6 40<45	Bin 7 45<50	Bin 8 50<55	Bin 9 55<60	Bin 10 60<70	Bin 11 70<80	Bin 12 >=80
Thu 24 Mar 2022	1640	50.5	44.1	6.2	0	4	43	84	170	517	660	135	22	4	1	0
Fri 25 Mar 2022	1725	49.8	44.1	5.5	0	2	39	53	181	629	687	119	13	2	0	0
Sat 26 Mar 2022	1143	52.0	46.8	5.1	0	0	7	17	50	257	603	168	31	8	2	0
Sun 27 Mar 2022	1193	51.4	47.0	4.3	0	1	0	5	43	268	667	178	27	3	1	0
Mon 28 Mar 2022	1464	51.0	45.4	5.3	0	0	16	58	75	441	683	159	26	6	0	0
Tue 29 Mar 2022	1617	51.6	44.4	7.0	4	17	59	36	151	406	745	183	15	1	0	0
Wed 30 Mar 2022	1667	48.8	44.2	4.5	0	4	7	26	178	724	633	90	4	1	0	0
5 Day Ave.	1623	50.3	44.4	5.7	1	5	33	51	151	543	682	137	16	3	0	0
7 Day Ave.	1493	50.7	45.1	5.4	1	4	24	40	121	463	668	147	20	4	1	0

360 TSL Ltd

Direction: Total Flow

	Total Volume	85th Percentile	Mean Average	Standard Deviation	Bin 1 <10mph	Bin 2 10<20	Bin 3 20<30	Bin 4 30<35	Bin 5 35<40	Bin 6 40<45	Bin 7 45<50	Bin 8 50<55	Bin 9 55<60	Bin 10 60<70	Bin 11 70<80	Bin 12 >=80
Thu 24 Mar 2022	3175	50.9	43.8	6.9	0	14	150	161	279	965	1258	300	41	6	1	0
Fri 25 Mar 2022	3434	51.0	44.6	6.2	0	22	91	108	281	1020	1530	343	31	7	1	0
Sat 26 Mar 2022	2231	52.5	46.7	5.6	0	13	29	22	72	467	1200	358	58	10	2	0
Sun 27 Mar 2022	2348	51.8	47.3	4.4	0	1	2	14	77	463	1318	397	63	11	2	0
Mon 28 Mar 2022	2813	52.6	44.7	7.6	10	41	113	103	114	673	1320	385	46	7	0	1
Tue 29 Mar 2022	2905	51.6	44.9	6.5	4	17	77	96	268	676	1358	366	37	6	0	0
Wed 30 Mar 2022	3052	49.5	44.4	5.0	0	5	42	69	284	1156	1282	200	12	2	0	0
5 Day Ave.	3076	51.1	44.5	6.4	3	20	95	107	245	898	1350	319	33	6	0	0
7 Day Ave.	2851	51.4	45.2	6.0	2	16	72	82	196	774	1324	336	41	7	1	0

360 TSL Ltd

East Heckington, A17 (Middle Site)

Direction: Eastbound

24/03/2022

Hour Beginning	Total Volume	LIGHT	OGV1	OGV2	BUS
00:00	86	59	11	15	1
01:00	47	20	12	15	0
02:00	64	39	10	14	1
03:00	74	53	11	9	1
04:00	103	58	24	18	3
05:00	229	169	35	19	6
06:00	590	434	108	42	6
07:00	1037	805	187	32	13
08:00	939	731	164	42	2
09:00	760	589	124	36	11
10:00	656	494	114	38	10
11:00	701	516	121	53	11
12:00	639	480	107	45	7
13:00	639	522	74	34	9
14:00	813	655	104	46	8
15:00	722	564	113	35	10
16:00	825	672	124	26	3
17:00	655	535	92	22	6
18:00	614	524	64	20	6
19:00	326	267	36	22	1
20:00	271	221	34	16	0
21:00	220	178	25	17	0
22:00	157	119	18	19	1
23:00	112	86	14	11	1
Total					
12H(7-19)	9000	7087	1388	429	96
16H(6-22)	10407	8187	1591	526	103
18H(6-24)	10676	8392	1623	556	105
24H(0-24)	11279	8790	1726	646	117
AM Peak	07:00	07:00	07:00	11:00	07:00
	1037	805	187	53	13
PM Peak	16:00	16:00	16:00	14:00	15:00
	825	672	124	46	10

360 TSL Ltd

Direction: Westbound

Hour Beginning	Total Volume	LIGHT	OGV1	OGV2	BUS
00:00	78	65	10	2	1
01:00	120	98	8	14	0
02:00	97	69	7	20	1
03:00	123	99	10	14	0
04:00	259	220	16	21	2
05:00	442	361	50	30	1
06:00	593	491	73	26	3
07:00	744	625	89	24	6
08:00	723	595	103	22	3
09:00	810	663	111	33	3
10:00	652	539	81	23	9
11:00	713	574	103	30	6
12:00	723	601	84	29	9
13:00	738	589	120	21	8
14:00	823	678	120	21	4
15:00	817	666	120	24	7
16:00	937	796	123	13	5
17:00	959	870	82	5	2
18:00	626	558	51	16	1
19:00	422	376	38	8	0
20:00	270	247	18	5	0
21:00	198	181	14	3	0
22:00	124	114	6	4	0
23:00	112	93	10	9	0
Total					
12H(7-19)	9265	7754	1187	261	63
16H(6-22)	10748	9049	1330	303	66
18H(6-24)	10984	9256	1346	316	66
24H(0-24)	12103	10168	1447	417	71
AM Peak	09:00	09:00	09:00	09:00	10:00
	810	663	111	33	9
PM Peak	17:00	17:00	16:00	12:00	12:00
	959	870	123	29	9

360 TSL Ltd

Direction: Total Flow

Hour Beginning	Total Volume	LIGHT	OGV1	OGV2	BUS
00:00	164	124	21	17	2
01:00	167	118	20	29	0
02:00	161	108	17	34	2
03:00	197	152	21	23	1
04:00	362	278	40	39	5
05:00	671	530	85	49	7
06:00	1183	925	181	68	9
07:00	1781	1430	276	56	19
08:00	1662	1326	267	64	5
09:00	1570	1252	235	69	14
10:00	1308	1033	195	61	19
11:00	1414	1090	224	83	17
12:00	1362	1081	191	74	16
13:00	1377	1111	194	55	17
14:00	1636	1333	224	67	12
15:00	1539	1230	233	59	17
16:00	1762	1468	247	39	8
17:00	1614	1405	174	27	8
18:00	1240	1082	115	36	7
19:00	748	643	74	30	1
20:00	541	468	52	21	0
21:00	418	359	39	20	0
22:00	281	233	24	23	1
23:00	224	179	24	20	1
Total					
12H(7-19)	18265	14841	2575	690	159
16H(6-22)	21155	17236	2921	829	169
18H(6-24)	21660	17648	2969	872	171
24H(0-24)	23382	18958	3173	1063	188
AM Peak	07:00	07:00	07:00	11:00	07:00
	1781	1430	276	83	19
PM Peak	16:00	16:00	16:00	12:00	13:00
	1762	1468	247	74	17

360 TSL Ltd

East Heckington, A17 (Middle Site)

Direction: Eastbound

25/03/2022

Hour Beginning	Total Volume	LIGHT	OGV1	OGV2	BUS
00:00	78	51	8	18	1
01:00	73	55	11	5	2
02:00	65	45	9	10	1
03:00	55	34	13	7	1
04:00	147	113	17	12	5
05:00	292	223	45	15	9
06:00	629	486	103	33	7
07:00	907	711	150	37	9
08:00	826	646	140	34	6
09:00	707	546	101	49	11
10:00	758	616	91	45	6
11:00	725	595	93	31	6
12:00	767	616	104	38	9
13:00	794	662	92	34	6
14:00	829	682	103	38	6
15:00	880	733	111	32	4
16:00	734	625	89	17	3
17:00	698	590	85	22	1
18:00	598	516	50	26	6
19:00	410	328	56	26	0
20:00	289	250	26	13	0
21:00	191	150	21	19	1
22:00	175	151	16	8	0
23:00	90	74	9	7	0
Total					
12H(7-19)	9223	7538	1209	403	73
16H(6-22)	10742	8752	1415	494	81
18H(6-24)	11007	8977	1440	509	81
24H(0-24)	11717	9498	1543	576	100
AM Peak	07:00	07:00	07:00	09:00	09:00
	907	711	150	49	11
PM Peak	15:00	15:00	15:00	12:00	12:00
	880	733	111	38	9

360 TSL Ltd

Direction: Westbound

Hour Beginning	Total Volume	LIGHT	OGV1	OGV2	BUS
00:00	93	78	7	8	0
01:00	84	66	5	10	3
02:00	123	103	8	12	0
03:00	133	110	17	6	0
04:00	203	163	25	15	0
05:00	421	375	25	17	4
06:00	550	473	63	10	4
07:00	768	684	66	17	1
08:00	761	660	77	19	5
09:00	741	628	87	22	4
10:00	773	649	88	25	11
11:00	851	714	105	21	11
12:00	875	721	118	28	8
13:00	832	690	116	21	5
14:00	882	724	119	32	7
15:00	843	689	124	25	5
16:00	910	787	104	12	7
17:00	800	721	70	5	4
18:00	561	512	45	2	2
19:00	359	322	30	4	3
20:00	293	258	27	6	2
21:00	170	157	7	6	0
22:00	129	114	9	6	0
23:00	100	78	12	10	0
Total					
12H(7-19)	9597	8179	1119	229	70
16H(6-22)	10969	9389	1246	255	79
18H(6-24)	11198	9581	1267	271	79
24H(0-24)	12255	10476	1354	339	86
AM Peak	11:00	11:00	11:00	10:00	10:00
	851	714	105	25	11
PM Peak	16:00	16:00	15:00	14:00	12:00
	910	787	124	32	8

360 TSL Ltd

Direction: Total Flow

Hour Beginning	Total Volume	LIGHT	OGV1	OGV2	BUS
00:00	171	129	15	26	1
01:00	157	121	16	15	5
02:00	188	148	17	22	1
03:00	188	144	30	13	1
04:00	350	276	42	27	5
05:00	713	598	70	32	13
06:00	1179	959	166	43	11
07:00	1675	1395	216	54	10
08:00	1587	1306	217	53	11
09:00	1448	1174	188	71	15
10:00	1531	1265	179	70	17
11:00	1576	1309	198	52	17
12:00	1642	1337	222	66	17
13:00	1626	1352	208	55	11
14:00	1711	1406	222	70	13
15:00	1723	1422	235	57	9
16:00	1644	1412	193	29	10
17:00	1498	1311	155	27	5
18:00	1159	1028	95	28	8
19:00	769	650	86	30	3
20:00	582	508	53	19	2
21:00	361	307	28	25	1
22:00	304	265	25	14	0
23:00	190	152	21	17	0
Total					
12H(7-19)	18820	15717	2328	632	143
16H(6-22)	21711	18141	2661	749	160
18H(6-24)	22205	18558	2707	780	160
24H(0-24)	23972	19974	2897	915	186
AM Peak	07:00	07:00	08:00	09:00	10:00
	1675	1395	217	71	17
PM Peak	15:00	15:00	15:00	14:00	12:00
	1723	1422	235	70	17

360 TSL Ltd

East Heckington, A17 (Middle Site)

Direction: Eastbound

26/03/2022

Hour Beginning	Total Volume	LIGHT	OGV1	OGV2	BUS
00:00	73	56	10	6	1
01:00	46	28	7	11	0
02:00	50	28	13	7	2
03:00	55	33	11	11	0
04:00	72	39	19	13	1
05:00	134	104	22	6	2
06:00	244	194	26	21	3
07:00	342	265	55	15	7
08:00	497	416	67	11	3
09:00	635	542	72	19	2
10:00	665	599	50	12	4
11:00	619	534	69	16	0
12:00	684	590	72	20	2
13:00	602	537	49	14	2
14:00	536	478	42	14	2
15:00	552	470	66	14	2
16:00	513	448	54	11	0
17:00	498	423	54	16	5
18:00	498	443	43	12	0
19:00	289	243	33	13	0
20:00	247	211	24	12	0
21:00	211	174	28	9	0
22:00	128	116	7	4	1
23:00	100	80	12	8	0
Total					
12H(7-19)	6641	5745	693	174	29
16H(6-22)	7632	6567	804	229	32
18H(6-24)	7860	6763	823	241	33
24H(0-24)	8290	7051	905	295	39
AM Peak	10:00	10:00	09:00	06:00	07:00
	665	599	72	21	7
PM Peak	12:00	12:00	12:00	12:00	17:00
	684	590	72	20	5

360 TSL Ltd

Direction: Westbound

Hour Beginning	Total Volume	LIGHT	OGV1	OGV2	BUS
00:00	69	56	7	6	0
01:00	64	52	2	9	1
02:00	73	59	6	8	0
03:00	111	89	13	6	3
04:00	142	118	14	9	1
05:00	252	216	27	7	2
06:00	277	227	37	10	3
07:00	446	387	51	7	1
08:00	574	527	42	5	0
09:00	655	593	51	10	1
10:00	630	567	48	13	2
11:00	744	678	59	6	1
12:00	684	616	59	8	1
13:00	589	506	67	13	3
14:00	568	504	61	3	0
15:00	575	519	49	6	1
16:00	498	445	49	4	0
17:00	495	453	36	6	0
18:00	476	442	31	1	2
19:00	298	271	22	4	1
20:00	222	200	20	2	0
21:00	132	113	16	3	0
22:00	114	98	12	4	0
23:00	91	87	2	2	0
Total					
12H(7-19)	6934	6237	603	82	12
16H(6-22)	7863	7048	698	101	16
18H(6-24)	8068	7233	712	107	16
24H(0-24)	8779	7823	781	152	23
AM Peak	11:00	11:00	11:00	10:00	03:00
	744	678	59	13	3
PM Peak	12:00	12:00	13:00	13:00	13:00
	684	616	67	13	3

360 TSL Ltd

Direction: Total Flow

Hour Beginning	Total Volume	LIGHT	OGV1	OGV2	BUS
00:00	142	112	17	12	1
01:00	110	80	9	20	1
02:00	123	87	19	15	2
03:00	166	122	24	17	3
04:00	214	157	33	22	2
05:00	386	320	49	13	4
06:00	521	421	63	31	6
07:00	788	652	106	22	8
08:00	1071	943	109	16	3
09:00	1290	1135	123	29	3
10:00	1295	1166	98	25	6
11:00	1363	1212	128	22	1
12:00	1368	1206	131	28	3
13:00	1191	1043	116	27	5
14:00	1104	982	103	17	2
15:00	1127	989	115	20	3
16:00	1011	893	103	15	0
17:00	993	876	90	22	5
18:00	974	885	74	13	2
19:00	587	514	55	17	1
20:00	469	411	44	14	0
21:00	343	287	44	12	0
22:00	242	214	19	8	1
23:00	191	167	14	10	0
Total					
12H(7-19)	13575	11982	1296	256	41
16H(6-22)	15495	13615	1502	330	48
18H(6-24)	15928	13996	1535	348	49
24H(0-24)	17069	14874	1686	447	62
AM Peak	11:00	11:00	11:00	06:00	07:00
	1363	1212	128	31	8
PM Peak	12:00	12:00	12:00	12:00	13:00
	1368	1206	131	28	5

360 TSL Ltd

East Heckington, A17 (Middle Site)

Direction: Eastbound

27/03/2022

Hour Beginning	Total Volume	LIGHT	OGV1	OGV2	BUS
00:00	66	55	5	6	0
01:00	43	30	7	6	0
02:00	0	0	0	0	0
03:00	37	23	7	5	2
04:00	43	35	4	4	0
05:00	58	42	9	7	0
06:00	117	94	18	4	1
07:00	158	119	29	9	1
08:00	211	167	33	11	0
09:00	405	352	44	9	0
10:00	512	445	53	12	2
11:00	619	561	49	9	0
12:00	698	617	68	10	3
13:00	594	531	49	13	1
14:00	602	545	44	9	4
15:00	553	496	38	16	3
16:00	622	560	43	17	2
17:00	578	518	44	11	5
18:00	571	512	37	20	2
19:00	401	349	37	15	0
20:00	318	276	33	9	0
21:00	245	196	36	12	1
22:00	103	79	14	9	1
23:00	79	66	2	10	1
Total					
12H(7-19)	6123	5423	531	146	23
16H(6-22)	7204	6338	655	186	25
18H(6-24)	7386	6483	671	205	27
24H(0-24)	7633	6668	703	233	29
AM Peak	11:00	11:00	10:00	10:00	03:00
	619	561	53	12	2
PM Peak	12:00	12:00	12:00	18:00	17:00
	698	617	68	20	5

360 TSL Ltd

Direction: Westbound

Hour Beginning	Total Volume	LIGHT	OGV1	OGV2	BUS
00:00	77	66	9	2	0
01:00	75	68	4	2	1
02:00	0	0	0	0	0
03:00	81	66	7	8	0
04:00	113	102	2	8	1
05:00	139	115	15	8	1
06:00	165	127	31	6	1
07:00	225	191	26	8	0
08:00	337	282	48	7	0
09:00	542	500	36	6	0
10:00	634	584	45	5	0
11:00	779	728	44	6	1
12:00	695	658	31	4	2
13:00	679	626	46	6	1
14:00	592	552	32	6	2
15:00	601	552	42	6	1
16:00	642	610	30	2	0
17:00	509	477	30	1	1
18:00	487	445	36	6	0
19:00	452	407	44	1	0
20:00	301	269	29	2	1
21:00	191	172	15	4	0
22:00	116	108	6	2	0
23:00	86	66	10	10	0
Total					
12H(7-19)	6722	6205	446	63	8
16H(6-22)	7831	7180	565	76	10
18H(6-24)	8033	7354	581	88	10
24H(0-24)	8518	7771	618	116	13
AM Peak	11:00	11:00	08:00	03:00	01:00
	779	728	48	8	1
PM Peak	12:00	12:00	13:00	23:00	12:00
	695	658	46	10	2

360 TSL Ltd

Direction: Total Flow

Hour Beginning	Total Volume	LIGHT	OGV1	OGV2	BUS
00:00	143	121	14	8	0
01:00	118	98	11	8	1
02:00	0	0	0	0	0
03:00	118	89	14	13	2
04:00	156	137	6	12	1
05:00	197	157	24	15	1
06:00	282	221	49	10	2
07:00	383	310	55	17	1
08:00	548	449	81	18	0
09:00	947	852	80	15	0
10:00	1146	1029	98	17	2
11:00	1398	1289	93	15	1
12:00	1393	1275	99	14	5
13:00	1273	1157	95	19	2
14:00	1194	1097	76	15	6
15:00	1154	1048	80	22	4
16:00	1264	1170	73	19	2
17:00	1087	995	74	12	6
18:00	1058	957	73	26	2
19:00	853	756	81	16	0
20:00	619	545	62	11	1
21:00	436	368	51	16	1
22:00	219	187	20	11	1
23:00	165	132	12	20	1
Total					
12H(7-19)	12845	11628	977	209	31
16H(6-22)	15035	13518	1220	262	35
18H(6-24)	15419	13837	1252	293	37
24H(0-24)	16151	14439	1321	349	42
AM Peak	11:00	11:00	10:00	08:00	03:00
	1398	1289	98	18	2
PM Peak	12:00	12:00	12:00	18:00	14:00
	1393	1275	99	26	6

360 TSL Ltd

East Heckington, A17 (Middle Site)

Direction: Eastbound

28/03/2022

Hour Beginning	Total Volume	LIGHT	OGV1	OGV2	BUS
00:00	58	39	9	10	0
01:00	31	20	4	7	0
02:00	34	15	12	7	0
03:00	45	24	10	11	0
04:00	87	59	11	16	1
05:00	247	182	45	16	4
06:00	603	465	95	30	13
07:00	1046	857	154	25	10
08:00	967	754	173	30	10
09:00	740	551	135	42	12
10:00	804	628	127	39	10
11:00	745	578	115	41	11
12:00	770	602	104	59	5
13:00	672	554	76	33	9
14:00	687	547	97	38	5
15:00	662	528	98	31	5
16:00	726	592	106	21	7
17:00	667	536	98	31	2
18:00	523	447	48	24	4
19:00	283	221	39	19	4
20:00	213	174	23	15	1
21:00	179	132	28	17	2
22:00	153	127	13	13	0
23:00	91	72	8	10	1
Total					
12H(7-19)	9009	7174	1331	414	90
16H(6-22)	10287	8166	1516	495	110
18H(6-24)	10531	8365	1537	518	111
24H(0-24)	11033	8704	1628	585	116
AM Peak	07:00	07:00	08:00	09:00	06:00
	1046	857	173	42	13
PM Peak	12:00	12:00	16:00	12:00	13:00
	770	602	106	59	9

360 TSL Ltd

Direction: Westbound

Hour Beginning	Total Volume	LIGHT	OGV1	OGV2	BUS
00:00	67	56	3	8	0
01:00	65	56	6	2	1
02:00	89	63	7	19	0
03:00	159	122	14	23	0
04:00	236	199	16	19	2
05:00	467	417	38	10	2
06:00	601	531	61	8	1
07:00	836	747	76	9	4
08:00	823	736	75	12	0
09:00	767	673	74	18	2
10:00	721	621	78	19	3
11:00	836	717	84	27	8
12:00	714	604	84	18	8
13:00	818	673	101	36	8
14:00	677	546	101	25	5
15:00	787	618	133	30	6
16:00	855	702	128	22	3
17:00	897	786	88	20	3
18:00	611	544	55	10	2
19:00	337	297	27	11	2
20:00	232	200	22	10	0
21:00	141	116	21	4	0
22:00	104	84	14	6	0
23:00	96	80	3	12	1
Total					
12H(7-19)	9342	7967	1077	246	52
16H(6-22)	10653	9111	1208	279	55
18H(6-24)	10853	9275	1225	297	56
24H(0-24)	11936	10188	1309	378	61
AM Peak	07:00	07:00	11:00	11:00	11:00
	836	747	84	27	8
PM Peak	17:00	17:00	15:00	13:00	12:00
	897	786	133	36	8

360 TSL Ltd

Direction: Total Flow

Hour Beginning	Total Volume	LIGHT	OGV1	OGV2	BUS
00:00	125	95	12	18	0
01:00	96	76	10	9	1
02:00	123	78	19	26	0
03:00	204	146	24	34	0
04:00	323	258	27	35	3
05:00	714	599	83	26	6
06:00	1204	996	156	38	14
07:00	1882	1604	230	34	14
08:00	1790	1490	248	42	10
09:00	1507	1224	209	60	14
10:00	1525	1249	205	58	13
11:00	1581	1295	199	68	19
12:00	1484	1206	188	77	13
13:00	1490	1227	177	69	17
14:00	1364	1093	198	63	10
15:00	1449	1146	231	61	11
16:00	1581	1294	234	43	10
17:00	1564	1322	186	51	5
18:00	1134	991	103	34	6
19:00	620	518	66	30	6
20:00	445	374	45	25	1
21:00	320	248	49	21	2
22:00	257	211	27	19	0
23:00	187	152	11	22	2
Total					
12H(7-19)	18351	15141	2408	660	142
16H(6-22)	20940	17277	2724	774	165
18H(6-24)	21384	17640	2762	815	167
24H(0-24)	22969	18892	2937	963	177
AM Peak	07:00	07:00	08:00	11:00	11:00
	1882	1604	248	68	19
PM Peak	16:00	17:00	16:00	12:00	13:00
	1581	1322	234	77	17

360 TSL Ltd

East Heckington, A17 (Middle Site)

Direction: Eastbound

29/03/2022

Hour Beginning	Total Volume	LIGHT	OGV1	OGV2	BUS
00:00	32	21	2	9	0
01:00	34	15	8	9	2
02:00	44	22	8	13	1
03:00	54	30	16	8	0
04:00	112	73	18	21	0
05:00	231	175	31	20	5
06:00	613	476	94	39	4
07:00	1060	827	188	37	8
08:00	896	681	166	34	15
09:00	762	560	150	44	8
10:00	692	510	125	46	11
11:00	575	416	115	37	7
12:00	661	508	87	60	6
13:00	642	495	95	40	12
14:00	624	502	86	32	4
15:00	664	538	83	40	3
16:00	704	564	106	24	10
17:00	722	581	100	38	3
18:00	467	367	68	30	2
19:00	343	281	41	21	0
20:00	211	171	27	10	3
21:00	197	151	25	20	1
22:00	163	129	15	19	0
23:00	91	69	8	14	0
Total					
12H(7-19)	8469	6549	1369	462	89
16H(6-22)	9833	7628	1556	552	97
18H(6-24)	10087	7826	1579	585	97
24H(0-24)	10594	8162	1662	665	105
AM Peak	07:00	07:00	07:00	10:00	08:00
	1060	827	188	46	15
PM Peak	17:00	17:00	16:00	12:00	13:00
	722	581	106	60	12

360 TSL Ltd

Direction: Westbound

Hour Beginning	Total Volume	LIGHT	OGV1	OGV2	BUS
00:00	68	48	7	11	2
01:00	84	65	6	12	1
02:00	95	84	1	9	1
03:00	124	92	16	14	2
04:00	230	186	20	24	0
05:00	436	388	36	12	0
06:00	508	423	64	18	3
07:00	812	713	80	18	1
08:00	787	697	68	18	4
09:00	666	581	60	19	6
10:00	653	559	60	24	10
11:00	783	667	91	19	6
12:00	843	726	100	10	7
13:00	872	744	95	24	9
14:00	810	678	106	21	5
15:00	807	667	118	18	4
16:00	875	752	106	12	5
17:00	808	722	77	8	1
18:00	560	506	46	7	1
19:00	350	313	31	3	3
20:00	275	245	20	10	0
21:00	208	193	9	5	1
22:00	121	102	10	8	1
23:00	115	105	3	7	0
Total					
12H(7-19)	9276	8012	1007	198	59
16H(6-22)	10617	9186	1131	234	66
18H(6-24)	10853	9393	1144	249	67
24H(0-24)	11890	10256	1230	331	73
AM Peak	07:00	07:00	11:00	04:00	10:00
	812	713	91	24	10
PM Peak	16:00	16:00	15:00	13:00	13:00
	875	752	118	24	9

360 TSL Ltd

Direction: Total Flow

Hour Beginning	Total Volume	LIGHT	OGV1	OGV2	BUS
00:00	100	69	9	20	2
01:00	118	80	14	21	3
02:00	139	106	9	22	2
03:00	178	122	32	22	2
04:00	342	259	38	45	0
05:00	667	563	67	32	5
06:00	1121	899	158	57	7
07:00	1872	1540	268	55	9
08:00	1683	1378	234	52	19
09:00	1428	1141	210	63	14
10:00	1345	1069	185	70	21
11:00	1358	1083	206	56	13
12:00	1504	1234	187	70	13
13:00	1514	1239	190	64	21
14:00	1434	1180	192	53	9
15:00	1471	1205	201	58	7
16:00	1579	1316	212	36	15
17:00	1530	1303	177	46	4
18:00	1027	873	114	37	3
19:00	693	594	72	24	3
20:00	486	416	47	20	3
21:00	405	344	34	25	2
22:00	284	231	25	27	1
23:00	206	174	11	21	0
Total					
12H(7-19)	17745	14561	2376	660	148
16H(6-22)	20450	16814	2687	786	163
18H(6-24)	20940	17219	2723	834	164
24H(0-24)	22484	18418	2892	996	178
AM Peak	07:00	07:00	07:00	10:00	10:00
	1872	1540	268	70	21
PM Peak	16:00	16:00	16:00	12:00	13:00
	1579	1316	212	70	21

360 TSL Ltd

East Heckington, A17 (Middle Site)

Direction: Eastbound

30/03/2022

Hour Beginning	Total Volume	LIGHT	OGV1	OGV2	BUS
00:00	77	55	9	12	1
01:00	60	44	7	9	0
02:00	52	37	7	7	1
03:00	71	43	14	13	1
04:00	114	78	19	16	1
05:00	281	214	44	19	4
06:00	513	392	81	34	6
07:00	960	758	148	40	14
08:00	892	667	175	36	14
09:00	731	512	156	57	6
10:00	683	519	107	49	8
11:00	660	503	107	41	9
12:00	651	519	85	40	7
13:00	634	521	85	24	4
14:00	704	545	108	45	6
15:00	681	568	81	28	4
16:00	779	646	97	30	6
17:00	673	569	74	29	1
18:00	544	463	53	25	3
19:00	327	261	47	18	1
20:00	235	192	29	12	2
21:00	201	161	26	11	3
22:00	142	124	8	10	0
23:00	103	82	11	9	1
Total					
12H(7-19)	8592	6790	1276	444	82
16H(6-22)	9868	7796	1459	519	94
18H(6-24)	10113	8002	1478	538	95
24H(0-24)	10768	8473	1578	614	103
AM Peak	07:00	07:00	08:00	09:00	07:00
	960	758	175	57	14
PM Peak	16:00	16:00	14:00	14:00	12:00
	779	646	108	45	7

360 TSL Ltd

Direction: Westbound

Hour Beginning	Total Volume	LIGHT	OGV1	OGV2	BUS
00:00	93	82	9	2	0
01:00	115	102	7	5	1
02:00	118	96	9	12	1
03:00	209	173	23	10	3
04:00	280	249	19	12	0
05:00	430	380	25	21	4
06:00	612	518	75	19	0
07:00	829	723	90	16	0
08:00	774	682	74	16	2
09:00	706	596	94	12	4
10:00	706	603	78	21	4
11:00	841	731	83	22	5
12:00	799	696	82	17	4
13:00	877	738	104	25	10
14:00	854	728	98	27	1
15:00	813	681	107	18	7
16:00	920	808	101	10	1
17:00	915	834	68	12	1
18:00	530	470	46	13	1
19:00	311	271	28	12	0
20:00	263	231	25	7	0
21:00	170	159	10	1	0
22:00	112	100	8	4	0
23:00	79	64	9	6	0
Total					
12H(7-19)	9564	8290	1025	209	40
16H(6-22)	10920	9469	1163	248	40
18H(6-24)	11111	9633	1180	258	40
24H(0-24)	12356	10715	1272	320	49
AM Peak	11:00	11:00	09:00	11:00	11:00
	841	731	94	22	5
PM Peak	16:00	17:00	15:00	14:00	13:00
	920	834	107	27	10

360 TSL Ltd

Direction: Total Flow

Hour Beginning	Total Volume	LIGHT	OGV1	OGV2	BUS
00:00	170	137	18	14	1
01:00	175	146	14	14	1
02:00	170	133	16	19	2
03:00	280	216	37	23	4
04:00	394	327	38	28	1
05:00	711	594	69	40	8
06:00	1125	910	156	53	6
07:00	1789	1481	238	56	14
08:00	1666	1349	249	52	16
09:00	1437	1108	250	69	10
10:00	1389	1122	185	70	12
11:00	1501	1234	190	63	14
12:00	1450	1215	167	57	11
13:00	1511	1259	189	49	14
14:00	1558	1273	206	72	7
15:00	1494	1249	188	46	11
16:00	1699	1454	198	40	7
17:00	1588	1403	142	41	2
18:00	1074	933	99	38	4
19:00	638	532	75	30	1
20:00	498	423	54	19	2
21:00	371	320	36	12	3
22:00	254	224	16	14	0
23:00	182	146	20	15	1
Total					
12H(7-19)	18156	15080	2301	653	122
16H(6-22)	20788	17265	2622	767	134
18H(6-24)	21224	17635	2658	796	135
24H(0-24)	23124	19188	2850	934	152
AM Peak	07:00	07:00	09:00	10:00	08:00
	1789	1481	250	70	16
PM Peak	16:00	16:00	14:00	14:00	13:00
	1699	1454	206	72	14

360 TSL Ltd

East Heckington, A17 (Middle Site)

Direction: Eastbound

24/03/2022

Hour Beginning	Total Volume	85th Percentile	Mean Average	Standard Deviation	Bin 1 <10mph	Bin 2 10<20	Bin 3 20<30	Bin 4 30<35	Bin 5 35<40	Bin 6 40<45	Bin 7 45<50	Bin 8 50<55	Bin 9 55<60	Bin 10 60<70	Bin 11 70<80	Bin 12 >=80
00:00	86	59.4	52.7	6.4	0	0	0	0	1	6	21	36	10	12	0	0
01:00	47	57.7	51.5	6.0	0	0	0	0	0	2	21	15	6	2	1	0
02:00	64	55.7	51.3	4.3	0	0	0	0	0	2	24	29	7	2	0	0
03:00	74	57.9	52.8	5.0	0	0	0	0	0	2	21	28	19	4	0	0
04:00	103	56.8	52.1	4.5	0	0	0	0	0	3	29	50	17	4	0	0
05:00	229	55.9	50.7	5.0	0	0	0	0	0	14	96	92	21	4	1	1
06:00	590	52.6	47.3	5.1	0	0	0	23	18	84	325	118	18	4	0	0
07:00	1037	50.7	46.1	4.4	0	0	3	6	57	324	489	137	20	1	0	0
08:00	939	50.4	43.2	6.9	1	2	43	84	98	223	414	66	8	0	0	0
09:00	760	51.1	43.7	7.2	0	0	55	47	39	199	345	71	2	1	1	0
10:00	656	50.4	45.0	5.3	0	0	2	39	57	176	311	62	8	1	0	0
11:00	701	50.3	44.7	5.4	0	0	6	47	55	187	343	60	1	2	0	0
12:00	639	52.1	44.5	7.4	0	5	34	39	29	126	323	69	14	0	0	0
13:00	639	53.1	43.7	9.1	0	20	54	19	16	136	302	78	11	3	0	0
14:00	813	51.0	42.1	8.6	0	10	97	32	66	255	257	86	9	1	0	0
15:00	722	50.9	45.0	5.7	0	0	10	45	43	193	341	79	10	1	0	0
16:00	825	52.4	45.2	6.9	0	9	29	39	21	176	415	127	7	2	0	0
17:00	655	52.5	48.5	3.8	0	0	1	0	2	92	356	181	21	2	0	0
18:00	614	51.4	46.5	4.8	0	0	1	11	32	152	304	98	14	2	0	0
19:00	326	53.1	48.8	4.2	0	0	0	0	7	37	171	91	18	2	0	0
20:00	271	54.1	49.3	4.7	0	0	0	0	2	28	149	67	19	5	1	0
21:00	220	55.7	50.7	4.8	0	0	1	0	0	7	101	82	21	8	0	0
22:00	157	54.7	50.5	4.1	0	0	0	0	0	6	68	73	5	5	0	0
23:00	112	56.1	51.1	4.8	0	0	0	0	0	4	47	46	9	6	0	0
Total																
2H(10-12)	1357	50.3	44.8	5.3	0	0	8	86	112	363	654	122	9	3	0	0
2H(14-16)	1535	51.2	43.5	7.5	0	10	107	77	109	448	598	165	19	2	0	0
12H(7-19)	9000	51.7	44.8	6.7	1	46	335	408	515	2239	4200	1114	125	16	1	0
24H(0-24)	11279	52.7	45.8	6.7	1	46	336	431	543	2434	5273	1841	295	74	4	1
AM Peak	07:00	00:00	03:00	09:00	08:00	08:00	09:00	08:00	08:00	07:00	07:00	07:00	05:00	00:00	01:00	05:00
	1037	59.4	52.8	7.2	1	2	55	84	98	324	489	137	21	12	1	1
PM Peak	16:00	23:00	23:00	13:00	12:00	13:00	14:00	15:00	14:00	14:00	16:00	17:00	17:00	21:00	20:00	12:00
	825	56.1	51.1	9.1	0	20	97	45	66	255	415	181	21	8	1	0

360 TSL Ltd

Direction: Westbound

Hour Beginning	Total Volume	85th Percentile	Mean Average	Standard Deviation	Bin 1 <10mph	Bin 2 10<20	Bin 3 20<30	Bin 4 30<35	Bin 5 35<40	Bin 6 40<45	Bin 7 45<50	Bin 8 50<55	Bin 9 55<60	Bin 10 60<70	Bin 11 70<80	Bin 12 >=80
00:00	78	57.3	52.4	4.8	0	0	0	0	0	3	20	37	14	4	0	0
01:00	120	55.8	51.4	4.2	0	0	0	0	0	2	44	55	18	0	1	0
02:00	97	56.2	51.1	4.9	0	0	0	0	0	6	35	43	10	2	1	0
03:00	123	54.0	49.9	4.0	0	0	0	0	2	7	53	54	6	1	0	0
04:00	259	55.6	51.0	4.5	0	0	0	0	0	15	97	109	31	7	0	0
05:00	442	54.1	44.4	9.4	0	0	57	28	11	51	187	90	12	5	1	0
06:00	593	52.6	46.5	5.9	0	0	3	50	18	73	312	126	8	3	0	0
07:00	744	52.0	46.3	5.5	0	0	9	17	47	170	342	137	21	1	0	0
08:00	723	50.4	45.1	5.0	0	1	9	23	24	269	307	87	3	0	0	0
09:00	810	51.5	45.4	5.9	0	0	19	32	37	221	390	89	20	1	1	0
10:00	652	52.3	44.5	7.4	5	9	21	26	12	168	343	60	7	1	0	0
11:00	713	50.6	43.8	6.5	2	0	16	73	57	188	300	74	3	0	0	0
12:00	723	50.8	43.3	7.2	0	1	54	47	48	202	298	71	2	0	0	0
13:00	738	51.5	44.9	6.3	0	2	15	46	47	176	365	72	10	4	1	0
14:00	823	50.4	43.4	6.8	0	4	38	45	70	297	294	67	5	2	1	0
15:00	817	50.4	44.7	5.5	0	0	5	39	100	220	366	68	17	2	0	0
16:00	937	50.2	43.2	6.7	0	9	26	79	83	303	372	53	9	3	0	0
17:00	959	51.4	45.4	5.8	0	0	23	19	82	229	479	111	10	5	1	0
18:00	626	50.8	46.2	4.4	0	0	0	2	41	188	292	94	7	1	1	0
19:00	422	52.5	47.6	4.7	0	0	1	2	19	88	174	127	11	0	0	0
20:00	270	54.8	49.6	5.0	0	0	0	1	2	26	131	87	17	5	0	1
21:00	198	57.6	50.4	7.0	0	0	0	3	5	15	92	51	16	13	2	1
22:00	124	56.8	51.8	4.9	0	0	0	0	1	7	30	66	14	6	0	0
23:00	112	55.3	50.5	4.7	0	0	0	0	0	12	39	48	10	3	0	0
Total																
2H(10-12)	1365	51.4	44.2	7.0	7	9	37	99	69	356	643	134	10	1	0	0
2H(14-16)	1640	50.5	44.1	6.2	0	4	43	84	170	517	660	135	22	4	1	0
12H(7-19)	9265	51.1	44.7	6.2	7	26	235	448	648	2631	4148	983	114	20	5	0
24H(0-24)	12103	52.3	45.5	6.5	7	26	296	532	706	2936	5362	1876	281	69	10	2
AM Peak	09:00	00:00	00:00	05:00	10:00	10:00	05:00	11:00	11:00	08:00	09:00	07:00	04:00	04:00	01:00	00:00
	810	57.3	52.4	9.4	5	9	57	73	57	269	390	137	31	7	1	0
PM Peak	17:00	21:00	22:00	12:00	12:00	16:00	12:00	16:00	15:00	16:00	17:00	19:00	15:00	21:00	21:00	20:00
	959	57.6	51.8	7.2	0	9	54	79	100	303	479	127	17	13	2	1

360 TSL Ltd

Direction: Total Flow

Hour Beginning	Total Volume	85th Percentile	Mean Average	Standard Deviation	Bin 1 <10mph	Bin 2 10<20	Bin 3 20<30	Bin 4 30<35	Bin 5 35<40	Bin 6 40<45	Bin 7 45<50	Bin 8 50<55	Bin 9 55<60	Bin 10 60<70	Bin 11 70<80	Bin 12 >=80
00:00	164	58.4	52.6	5.7	0	0	0	0	1	9	41	73	24	16	0	0
01:00	167	56.4	51.5	4.8	0	0	0	0	0	4	65	70	24	2	2	0
02:00	161	56.0	51.1	4.7	0	0	0	0	0	8	59	72	17	4	1	0
03:00	197	55.7	51.0	4.6	0	0	0	0	2	9	74	82	25	5	0	0
04:00	362	56.0	51.3	4.5	0	0	0	0	0	18	126	159	48	11	0	0
05:00	671	55.6	46.5	8.7	0	0	57	28	11	65	283	182	33	9	2	1
06:00	1183	52.6	46.9	5.5	0	0	3	73	36	157	637	244	26	7	0	0
07:00	1781	51.3	46.2	4.9	0	0	12	23	104	494	831	274	41	2	0	0
08:00	1662	50.5	44.1	6.3	1	3	52	107	122	492	721	153	11	0	0	0
09:00	1570	51.4	44.6	6.6	0	0	74	79	76	420	735	160	22	2	2	0
10:00	1308	51.4	44.7	6.4	5	9	23	65	69	344	654	122	15	2	0	0
11:00	1414	50.5	44.2	6.0	2	0	22	120	112	375	643	134	4	2	0	0
12:00	1362	51.4	43.8	7.3	0	6	88	86	77	328	621	140	16	0	0	0
13:00	1377	52.4	44.4	7.7	0	22	69	65	63	312	667	150	21	7	1	0
14:00	1636	50.8	42.7	7.7	0	14	135	77	136	552	551	153	14	3	1	0
15:00	1539	50.7	44.9	5.6	0	0	15	84	143	413	707	147	27	3	0	0
16:00	1762	51.3	44.2	6.9	0	18	55	118	104	479	787	180	16	5	0	0
17:00	1614	52.1	46.7	5.3	0	0	24	19	84	321	835	292	31	7	1	0
18:00	1															

East Heckington, A17 (Middle Site)

Direction: Eastbound

25/03/2022

Hour Beginning	Total Volume	85th Percentile	Mean Average	Standard Deviation	Bin 1 <10mph	Bin 2 10<20	Bin 3 20<30	Bin 4 30<35	Bin 5 35<40	Bin 6 40<45	Bin 7 45<50	Bin 8 50<55	Bin 9 55<60	Bin 10 60<70	Bin 11 70<80	Bin 12 >=80
00:00	78	56.8	49.8	6.7	0	0	0	0	3	16	19	31	6	1	2	0
01:00	73	57.9	51.1	6.6	0	0	0	0	2	2	29	34	2	2	1	1
02:00	65	59.0	52.6	6.2	0	0	0	0	0	2	23	24	9	6	1	0
03:00	55	56.3	50.8	5.3	0	0	0	0	1	4	19	24	4	3	0	0
04:00	147	59.3	52.5	6.6	0	0	1	0	3	2	43	62	22	13	0	1
05:00	292	54.8	49.6	5.0	0	0	0	0	0	45	127	86	25	9	0	0
06:00	629	53.7	47.9	5.5	0	6	5	0	2	94	346	148	21	7	0	0
07:00	907	51.8	45.1	6.5	0	0	49	20	35	230	446	117	7	2	1	0
08:00	826	51.4	45.7	5.5	0	1	15	44	17	181	459	103	5	1	0	0
09:00	707	51.4	45.9	5.3	0	0	15	14	12	201	367	91	5	0	2	0
10:00	758	49.9	44.5	5.3	0	1	10	20	89	248	316	71	2	1	0	0
11:00	725	51.7	42.6	8.8	0	22	42	63	56	170	292	66	13	0	0	1
12:00	767	49.9	43.4	6.2	0	8	21	15	109	274	288	45	6	1	0	0
13:00	794	51.4	41.5	9.6	7	21	82	38	92	192	274	81	6	0	0	1
14:00	829	52.4	45.2	6.9	0	11	30	9	42	203	416	100	13	5	0	0
15:00	880	51.9	44.9	6.7	0	9	22	46	58	188	427	124	5	0	1	0
16:00	734	51.7	46.6	5.0	0	1	0	12	44	173	360	124	15	5	0	0
17:00	698	52.6	46.4	6.0	0	0	9	36	44	119	317	153	18	2	0	0
18:00	598	51.7	47.8	3.7	0	0	0	1	9	93	350	138	6	0	1	0
19:00	410	53.4	47.7	5.5	0	0	0	13	22	58	193	102	16	6	0	0
20:00	289	53.8	48.8	4.7	0	0	0	0	0	46	151	73	13	4	2	0
21:00	191	54.1	49.6	4.4	0	0	0	1	0	16	97	62	11	4	0	0
22:00	175	57.1	51.4	5.4	0	0	0	0	0	7	67	78	13	7	3	0
23:00	90	61.5	53.2	8.0	0	0	0	0	0	8	29	22	20	7	3	1
Total																
2H(10-12)	1483	51.1	43.6	7.3	0	23	52	83	145	418	608	137	15	1	0	1
2H(14-16)	1709	52.1	45.1	6.8	0	20	52	55	100	391	843	224	18	5	1	0
12H(7-19)	9223	51.9	44.9	6.7	7	74	295	318	607	2272	4312	1213	101	17	5	2
24H(0-24)	11717	52.9	45.9	6.8	7	80	301	332	640	2572	5455	1959	263	86	17	5
AM Peak	07:00	04:00	02:00	11:00	00:00	11:00	07:00	11:00	10:00	10:00	08:00	06:00	05:00	04:00	00:00	01:00
	907	59.3	52.6	8.8	0	22	49	63	89	248	459	148	25	13	2	1
PM Peak	15:00	23:00	23:00	13:00	13:00	13:00	13:00	15:00	12:00	12:00	15:00	17:00	23:00	22:00	22:00	13:00
	880	61.5	53.2	9.6	7	21	82	46	109	274	427	153	20	7	3	1

360 TSL Ltd

Direction: Westbound

Hour Beginning	Total Volume	85th Percentile	Mean Average	Standard Deviation	Bin 1 <10mph	Bin 2 10<20	Bin 3 20<30	Bin 4 30<35	Bin 5 35<40	Bin 6 40<45	Bin 7 45<50	Bin 8 50<55	Bin 9 55<60	Bin 10 60<70	Bin 11 70<80	Bin 12 >=80
00:00	93	57.0	51.8	5.1	0	0	0	0	0	4	28	48	8	4	1	0
01:00	84	55.4	51.8	3.5	0	0	0	0	1	1	17	57	7	1	0	0
02:00	123	56.4	51.0	5.2	0	0	0	0	2	13	35	48	22	3	0	0
03:00	133	55.6	50.8	4.6	0	0	0	0	0	6	56	54	14	2	1	0
04:00	203	56.0	50.3	5.5	1	0	0	0	2	12	84	79	19	6	0	0
05:00	421	57.5	49.1	8.1	0	0	9	19	3	50	156	130	32	14	6	2
06:00	550	52.4	47.5	4.8	0	0	0	7	35	73	299	120	11	5	0	0
07:00	768	51.6	46.9	4.5	0	0	3	11	24	161	421	135	10	3	0	0
08:00	761	50.8	46.2	4.4	0	0	1	16	40	179	411	109	4	1	0	0
09:00	741	51.4	44.8	6.3	0	0	28	35	19	255	304	75	23	2	0	0
10:00	773	49.6	43.3	6.1	0	1	26	48	88	261	291	55	3	0	0	0
11:00	851	49.4	42.9	6.2	0	3	8	110	107	244	319	56	4	0	0	0
12:00	875	49.2	43.7	5.4	0	0	12	37	125	326	321	48	2	3	1	0
13:00	832	50.5	44.8	5.5	0	0	21	30	54	252	392	78	4	1	0	0
14:00	882	49.0	43.8	5.1	0	0	13	30	113	345	328	45	8	0	0	0
15:00	843	50.5	44.4	5.9	0	2	26	23	68	284	359	74	5	2	0	0
16:00	910	51.3	45.4	5.7	0	0	32	9	47	246	465	100	7	4	0	0
17:00	800	50.8	46.7	4.0	0	0	0	3	42	166	468	109	11	1	0	0
18:00	561	51.7	47.5	4.1	0	0	0	4	10	107	320	109	8	2	1	0
19:00	359	52.8	47.3	5.4	0	0	0	5	21	72	173	73	11	3	0	1
20:00	293	54.5	48.9	5.3	1	0	0	1	6	28	154	82	15	5	1	0
21:00	170	56.1	50.2	5.7	0	0	0	0	4	23	57	65	11	10	0	0
22:00	129	57.8	51.5	6.1	0	0	0	0	0	8	49	54	8	7	3	0
23:00	100	57.1	51.7	5.2	0	0	0	0	0	2	39	43	10	5	1	0
Total																
2H(10-12)	1624	49.5	43.1	6.2	0	4	34	158	195	505	610	111	7	0	0	0
2H(14-16)	1725	49.8	44.1	5.5	0	2	39	53	181	629	687	119	13	2	0	0
12H(7-19)	9597	50.7	44.9	5.5	0	6	170	356	737	2826	4399	993	89	19	2	0
24H(0-24)	12255	52.0	45.9	5.9	2	6	179	388	811	3118	5546	1846	257	84	15	3
AM Peak	11:00	05:00	00:00	05:00	04:00	11:00	09:00	11:00	11:00	10:00	07:00	07:00	05:00	05:00	05:00	05:00
	851	57.5	51.8	8.1	1	3	28	110	107	261	421	135	32	14	6	2
PM Peak	16:00	22:00	23:00	22:00	20:00	15:00	16:00	12:00	12:00	14:00	17:00	17:00	20:00	21:00	22:00	19:00
	910	57.8	51.7	6.1	1	2	32	37	125	345	468	109	15	10	3	1

360 TSL Ltd

Direction: Total Flow

Hour Beginning	Total Volume	85th Percentile	Mean Average	Standard Deviation	Bin 1 <10mph	Bin 2 10<20	Bin 3 20<30	Bin 4 30<35	Bin 5 35<40	Bin 6 40<45	Bin 7 45<50	Bin 8 50<55	Bin 9 55<60	Bin 10 60<70	Bin 11 70<80	Bin 12 >=80
00:00	171	57.0	50.9	6.0	0	0	0	0	3	20	47	79	14	5	3	0
01:00	157	56.8	51.4	5.2	0	0	0	0	3	3	46	91	9	3	1	1
02:00	188	57.4	51.5	5.6	0	0	0	0	2	15	58	72	31	9	1	0
03:00	188	55.8	50.8	4.8	0	0	0	0	1	10	75	78	18	5	1	0
04:00	350	57.5	51.2	6.1	1	0	0	0	5	14	127	141	41	19	0	1
05:00	713	56.6	49.3	7.0	0	0	9	19	3	95	283	216	57	23	6	2
06:00	1179	53.1	47.7	5.2	0	6	5	7	37	167	645	268	32	12	0	0
07:00	1675	51.9	45.9	5.7	0	0	52	31	59	391	867	252	17	5	1	0
08:00	1587	51.2	45.9	5.0	0	1	16	60	57	360	870	212	9	2	0	0
09:00	1448	51.4	45.4	5.9	0	0	43	49	31	456	671	166	28	2	2	0
10:00	1531	49.8	43.9	5.7	0	2	36	68	177	509	607	126	5	1	0	0
11:00	1576	50.6	42.8	7.5	0	25	50	173	163	414	611	122	17	0	0	1
12:00	1642	49.5	43.6	5.8	0	8	33	52	234	600	609	93	8	4	1	0
13:00	1626	51.4	43.2	7.9	7	21	103	68	146	444	666	159	10	1	0	1
14:00	1711	50.8	44.5	6.1	0	11	43	39	155	548	744	145	21	5	0	0
15:00	1723	51.2	44.6	6.3	0	11	48	69	126	472	786	198	10	2	1	0
16:00	1644	51.5	45.9	5.4	0	1	32	21	91	419	825	224	22	9	0	0
17:00	1498	51.8	46.6	5.0	0	0	9	39	86	285	785	262	29	3	0	0
18:00	1159	51.7	47.7	3.9	0	0	0	5	19	200	670	247	14	2	2	0
19:00	769	53.1	47.5	5.5	0	0	0	18	43	130	366	175	27	9	0	1
20:																

East Heckington, A17 (Middle Site)

Direction: Eastbound

26/03/2022

Hour Beginning	Total Volume	85th Percentile	Mean Average	Standard Deviation	Bin 1 <10mph	Bin 2 10<20	Bin 3 20<30	Bin 4 30<35	Bin 5 35<40	Bin 6 40<45	Bin 7 45<50	Bin 8 50<55	Bin 9 55<60	Bin 10 60<70	Bin 11 70<80	Bin 12 >=80
00:00	73	58.2	52.5	5.4	0	0	0	0	0	2	21	34	11	4	1	0
01:00	46	56.7	51.6	4.9	0	0	0	0	0	2	15	23	3	3	0	0
02:00	50	65.1	55.2	9.6	0	0	0	0	0	3	9	19	13	2	1	3
03:00	55	59.0	53.3	5.5	0	0	0	0	0	3	9	26	14	2	1	0
04:00	72	58.2	53.0	5.1	0	0	0	0	0	2	18	31	16	5	0	0
05:00	134	55.2	50.0	5.0	0	0	0	0	2	8	68	39	14	2	1	0
06:00	244	56.3	50.0	6.1	0	1	0	2	2	19	119	64	28	8	0	1
07:00	342	53.7	47.4	6.0	0	0	1	17	7	70	146	81	12	8	0	0
08:00	497	51.7	47.3	4.3	0	0	0	1	6	135	255	76	21	3	0	0
09:00	635	50.8	45.2	5.4	0	0	9	27	42	174	304	72	7	0	0	0
10:00	665	50.7	45.2	5.2	0	0	8	26	46	175	339	62	8	1	0	0
11:00	619	51.5	44.8	6.5	0	0	30	22	31	172	281	71	10	2	0	0
12:00	684	51.6	45.8	5.6	0	0	26	0	20	191	344	91	11	1	0	0
13:00	602	51.7	46.0	5.4	0	0	12	14	18	165	292	85	15	1	0	0
14:00	536	51.7	47.7	3.8	0	0	0	1	7	96	310	109	11	2	0	0
15:00	552	53.3	45.4	7.6	0	13	22	4	15	114	287	81	16	0	0	0
16:00	513	52.6	47.9	4.6	0	0	0	3	15	96	264	103	29	3	0	0
17:00	498	52.2	47.1	4.9	0	0	0	6	13	139	230	90	14	5	1	0
18:00	498	52.4	47.8	4.4	0	0	0	0	12	106	255	99	22	4	0	0
19:00	289	53.7	48.8	4.7	0	0	0	0	3	41	147	81	13	2	2	0
20:00	247	57.1	50.7	6.2	0	0	2	1	0	11	122	70	27	10	4	0
21:00	211	55.4	50.2	5.0	0	0	0	0	5	15	82	87	17	4	1	0
22:00	128	57.2	51.1	5.9	0	0	0	0	0	12	49	46	13	6	2	0
23:00	100	60.6	52.6	7.7	0	0	0	0	0	8	36	29	14	11	0	2
Total																
2H(10-12)	1284	51.1	45.0	5.9	0	0	38	48	77	347	620	133	18	3	0	0
2H(14-16)	1088	52.9	46.6	6.1	0	13	22	5	22	210	597	190	27	2	0	0
12H(7-19)	6641	52.1	46.3	5.5	0	13	108	121	232	1633	3307	1020	176	30	1	0
24H(0-24)	8290	53.3	47.2	5.9	0	14	110	124	244	1759	4002	1569	359	89	14	6
AM Peak	10:00	02:00	02:00	02:00	00:00	06:00	11:00	09:00	10:00	10:00	10:00	07:00	06:00	06:00	00:00	02:00
	665	65.1	55.2	9.6	0	1	30	27	46	175	339	81	28	8	1	3
PM Peak	12:00	23:00	23:00	23:00	12:00	15:00	12:00	13:00	12:00	12:00	14:00	14:00	16:00	23:00	20:00	23:00
	684	60.6	52.6	7.7	0	13	26	14	20	191	344	109	29	11	4	2

360 TSL Ltd

Direction: Westbound

Hour Beginning	Total Volume	85th Percentile	Mean Average	Standard Deviation	Bin 1 <10mph	Bin 2 10<20	Bin 3 20<30	Bin 4 30<35	Bin 5 35<40	Bin 6 40<45	Bin 7 45<50	Bin 8 50<55	Bin 9 55<60	Bin 10 60<70	Bin 11 70<80	Bin 12 >=80
00:00	69	56.8	49.1	7.4	0	0	1	0	5	8	33	7	10	5	0	0
01:00	64	53.3	49.8	3.4	0	0	0	0	1	2	30	29	2	0	0	0
02:00	73	57.1	51.8	5.2	0	0	0	0	0	5	20	36	7	5	0	0
03:00	111	57.1	51.4	5.6	0	0	0	1	3	7	27	50	19	4	0	0
04:00	142	58.1	52.0	5.9	0	0	0	0	1	10	37	64	24	4	1	1
05:00	252	56.4	49.1	7.1	0	0	9	5	1	17	108	82	25	3	2	0
06:00	277	55.0	49.0	5.8	0	0	0	7	2	27	143	80	10	5	2	1
07:00	446	54.8	49.1	5.4	0	0	0	6	5	46	227	133	17	9	1	2
08:00	574	51.9	47.7	4.0	0	0	0	1	13	107	306	134	11	2	0	0
09:00	655	52.1	46.5	5.5	0	0	7	20	32	140	322	115	15	4	0	0
10:00	630	51.6	45.3	6.1	0	1	21	14	43	155	307	76	12	1	0	0
11:00	744	50.4	46.3	3.9	0	0	0	0	30	229	380	96	7	2	0	0
12:00	684	50.3	45.3	4.9	1	1	1	5	59	257	268	81	11	0	0	0
13:00	589	51.1	46.4	4.5	0	0	0	5	18	191	288	70	10	7	0	0
14:00	568	53.0	47.0	5.8	0	0	7	11	22	117	285	94	23	8	1	0
15:00	575	50.9	46.5	4.3	0	0	0	6	28	140	318	74	8	0	1	0
16:00	498	51.6	46.8	4.6	0	0	0	2	18	151	233	75	14	5	0	0
17:00	495	51.4	47.2	4.0	0	0	0	0	15	112	274	83	8	3	0	0
18:00	476	51.9	47.3	4.4	0	0	2	1	7	100	278	73	11	3	1	0
19:00	298	52.7	47.8	4.8	0	0	0	0	11	63	142	69	8	5	0	0
20:00	222	53.6	49.3	4.2	0	0	0	0	1	23	112	74	10	1	1	0
21:00	132	56.1	50.9	4.9	0	0	0	0	2	6	53	47	20	4	0	0
22:00	114	56.2	50.8	5.3	0	0	0	0	2	9	39	47	14	2	1	0
23:00	91	57.4	50.4	6.8	0	0	0	0	1	11	41	25	7	3	3	0
Total																
2H(10-12)	1374	51.1	45.9	5.1	0	1	21	14	73	384	687	172	19	3	0	0
2H(14-16)	1143	52.0	46.8	5.1	0	0	7	17	50	257	603	168	31	8	2	0
12H(7-19)	6934	51.8	46.7	4.9	1	2	38	71	290	1745	3486	1104	147	44	4	2
24H(0-24)	8779	52.8	47.3	5.3	1	2	48	84	320	1933	4271	1714	303	85	14	4
AM Peak	11:00	04:00	04:00	00:00	00:00	10:00	10:00	09:00	10:00	11:00	11:00	08:00	05:00	07:00	05:00	07:00
	744	58.1	52.0	7.4	0	1	21	20	43	229	380	134	25	9	2	2
PM Peak	12:00	23:00	21:00	23:00	12:00	12:00	14:00	14:00	12:00	12:00	15:00	14:00	14:00	14:00	23:00	12:00
	684	57.4	50.9	6.8	1	1	7	11	59	257	318	94	23	8	3	0

360 TSL Ltd

Direction: Total Flow

Hour Beginning	Total Volume	85th Percentile	Mean Average	Standard Deviation	Bin 1 <10mph	Bin 2 10<20	Bin 3 20<30	Bin 4 30<35	Bin 5 35<40	Bin 6 40<45	Bin 7 45<50	Bin 8 50<55	Bin 9 55<60	Bin 10 60<70	Bin 11 70<80	Bin 12 >=80
00:00	142	57.8	50.9	6.7	0	0	1	0	5	10	54	41	21	9	1	0
01:00	110	54.9	50.5	4.2	0	0	0	0	1	4	45	52	5	3	0	0
02:00	123	60.9	53.2	7.4	0	0	0	0	0	8	29	55	20	7	1	3
03:00	166	57.8	52.0	5.6	0	0	0	1	3	10	36	76	33	6	1	0
04:00	214	58.1	52.3	5.6	0	0	0	0	1	12	55	95	40	9	1	1
05:00	386	56.1	49.4	6.4	0	0	9	5	3	25	176	121	39	5	3	0
06:00	521	55.6	49.5	5.9	0	1	0	9	4	46	262	144	38	13	2	2
07:00	788	54.4	48.4	5.8	0	0	1	23	12	116	373	214	29	17	1	2
08:00	1071	51.8	47.5	4.1	0	0	0	2	19	242	561	210	32	5	0	0
09:00	1290	51.5	45.8	5.5	0	0	16	47	74	314	626	187	22	4	0	0
10:00	1295	51.1	45.3	5.7	0	1	29	40	89	330	646	138	20	2	0	0
11:00	1363	51.2	45.6	5.3	0	0	30	22	61	401	661	167	17	4	0	0
12:00	1368	51.0	45.5	5.3	1	1	27	5	79	448	612	172	22	1	0	0
13:00	1191	51.4	46.2	5.0	0	0	12	19	36	356	580	155	25	8	0	0
14:00	1104	52.5	47.4	4.9	0	0	7	12	29	213	595	203	34	10	1	0
15:00	1127	52.3	46.0	6.1	0	13	22	10	43	254	605	155	24	0	1	0
16:00	1011	52.1	47.3	4.6	0	0	0	5	33	247	497	178	43	8	0	0
17:00	993	51.8	47.1	4.5	0	0	0	6	28	251	504	173	22	8	1	0
18:00	974	52.1	47.6	4.4	0	0	2	1	19	206	533	172	33	7	1	0
19:00	587	53.2	48.3	4.7	0	0	0	0	14	104	289	150	21	7	2	0
20:00	469	55.6	50.0	5.4	0	0	2	1	1	34	234	144				

East Heckington, A17 (Middle Site)

Direction: Eastbound

27/03/2022

Hour Beginning	Total Volume	85th Percentile	Mean Average	Standard Deviation	Bin 1 <10mph	Bin 2 10<20	Bin 3 20<30	Bin 4 30<35	Bin 5 35<40	Bin 6 40<45	Bin 7 45<50	Bin 8 50<55	Bin 9 55<60	Bin 10 60<70	Bin 11 70<80	Bin 12 >=80
00:00	66	57.4	50.8	6.4	0	0	0	0	3	3	26	25	4	4	1	0
01:00	43	60.6	52.0	8.3	0	0	0	0	0	2	23	9	4	3	1	1
02:00	0	-	-	-	0	0	0	0	0	0	0	0	0	0	0	0
03:00	37	61.2	52.8	8.1	0	0	0	0	0	4	9	17	3	1	3	0
04:00	43	57.3	51.6	5.5	0	0	0	0	1	3	9	24	3	3	0	0
05:00	58	58.6	53.1	5.3	0	0	0	0	0	1	15	27	9	6	0	0
06:00	117	56.7	50.4	6.1	0	0	0	0	2	7	61	29	12	5	0	1
07:00	158	55.9	50.6	5.1	0	0	0	0	0	8	80	49	11	10	0	0
08:00	211	55.8	50.3	5.3	0	0	0	0	0	18	108	50	24	11	0	0
09:00	405	52.7	47.5	5.0	0	0	4	7	9	61	231	70	22	1	0	0
10:00	512	51.2	47.2	3.9	0	0	0	0	13	112	297	76	12	2	0	0
11:00	619	50.7	46.4	4.2	0	0	0	8	29	162	329	80	11	0	0	0
12:00	698	52.3	44.8	7.2	3	11	25	9	29	190	346	71	14	0	0	0
13:00	594	51.5	46.4	4.9	0	0	0	3	51	154	269	104	12	0	0	1
14:00	602	51.8	46.9	4.8	0	0	2	8	31	110	352	79	15	4	1	0
15:00	553	52.6	48.4	4.0	0	0	0	1	3	85	299	140	21	4	0	0
16:00	622	51.4	47.5	3.8	0	0	0	0	11	121	366	108	14	2	0	0
17:00	578	52.2	47.1	4.9	0	0	0	2	40	128	271	114	19	3	1	0
18:00	571	52.6	47.7	4.7	0	0	1	5	28	76	310	130	16	5	0	0
19:00	401	51.6	47.7	3.8	0	0	0	0	4	83	222	83	7	2	0	0
20:00	318	53.2	49.0	4.0	0	0	0	0	0	32	186	75	22	3	0	0
21:00	245	56.3	50.7	5.4	0	0	0	0	1	10	114	92	20	4	3	1
22:00	103	56.7	51.0	5.5	0	0	0	0	1	3	49	34	10	5	1	0
23:00	79	58.3	51.9	6.2	0	0	0	0	0	2	30	35	8	2	1	1
Total																
2H(10-12)	1131	51.0	46.7	4.1	0	0	0	8	42	274	626	156	23	2	0	0
2H(14-16)	1155	52.3	47.6	4.5	0	0	2	9	34	195	651	219	36	8	1	0
12H(7-19)	6123	52.4	47.1	5.1	3	11	32	43	244	1225	3258	1071	191	42	2	1
24H(0-24)	7633	53.1	47.7	5.2	3	11	32	43	256	1375	4002	1521	293	80	12	5
AM Peak	11:00	03:00	05:00	01:00	00:00	00:00	09:00	11:00	11:00	11:00	11:00	11:00	08:00	08:00	03:00	01:00
	619	61.2	53.1	8.3	0	0	4	8	29	162	329	80	24	11	3	1
PM Peak	12:00	23:00	23:00	12:00	12:00	12:00	12:00	13:00	12:00	16:00	15:00	20:00	18:00	21:00	13:00	
	698	58.3	51.9	7.2	3	11	25	9	51	190	366	140	22	5	3	1

360 TSL Ltd

Direction: Westbound

Hour Beginning	Total Volume	85th Percentile	Mean Average	Standard Deviation	Bin 1 <10mph	Bin 2 10<20	Bin 3 20<30	Bin 4 30<35	Bin 5 35<40	Bin 6 40<45	Bin 7 45<50	Bin 8 50<55	Bin 9 55<60	Bin 10 60<70	Bin 11 70<80	Bin 12 >=80
00:00	77	55.8	51.5	4.2	0	0	0	0	0	4	21	42	8	2	0	0
01:00	75	56.9	50.4	6.3	0	0	0	2	0	12	22	20	17	2	0	0
02:00	0	-	-	-	0	0	0	0	0	0	0	0	0	0	0	0
03:00	81	57.2	51.7	5.3	0	0	0	0	3	6	15	36	20	1	0	0
04:00	113	61.7	53.7	7.7	0	0	0	0	0	8	22	57	9	11	5	1
05:00	139	57.6	51.0	6.4	0	0	0	0	6	13	40	53	20	5	2	0
06:00	165	54.9	49.9	4.8	0	0	0	0	3	18	65	60	16	3	0	0
07:00	225	54.3	49.1	5.0	0	0	0	1	0	25	132	49	9	8	1	0
08:00	337	52.8	48.7	3.9	0	0	0	0	8	20	213	77	16	3	0	0
09:00	542	52.1	47.5	4.4	0	1	0	0	14	102	313	93	15	3	1	0
10:00	634	52.0	45.8	5.9	0	0	11	18	55	132	317	79	15	7	0	0
11:00	779	50.1	45.7	4.2	0	0	2	7	39	270	371	80	10	0	0	0
12:00	695	50.9	47.0	3.8	0	0	0	2	21	153	405	102	11	1	0	0
13:00	679	51.4	47.4	3.9	0	0	0	1	11	148	378	129	9	3	0	0
14:00	592	51.3	46.8	4.3	0	1	0	1	23	146	324	80	15	2	0	0
15:00	601	51.5	47.1	4.2	0	0	0	4	20	122	343	98	12	1	1	0
16:00	642	51.2	46.6	4.5	0	0	0	2	40	165	315	106	11	3	0	0
17:00	509	52.5	48.0	4.4	0	0	0	5	16	61	298	109	17	2	1	0
18:00	487	52.2	47.5	4.5	0	0	3	0	15	97	244	114	13	1	0	0
19:00	452	53.2	47.6	5.4	0	1	1	8	26	61	225	110	16	4	0	0
20:00	301	54.1	49.3	4.6	0	0	0	0	2	31	157	92	11	7	1	0
21:00	191	55.2	50.2	4.9	0	0	1	0	1	14	81	71	19	4	0	0
22:00	116	58.8	50.2	8.3	0	0	1	0	0	13	60	32	2	4	0	4
23:00	86	56.9	50.9	5.8	0	0	0	1	0	9	32	24	16	4	0	0
Total																
2H(10-12)	1413	51.0	45.8	5.1	0	0	13	25	94	402	688	159	25	7	0	0
2H(14-16)	1193	51.4	47.0	4.3	0	1	0	5	43	268	667	178	27	3	1	0
12H(7-19)	6722	51.7	47.0	4.5	0	2	16	41	262	1441	3653	1116	153	34	4	0
24H(0-24)	8518	52.8	47.6	5.0	0	3	19	52	303	1630	4393	1713	307	81	12	5
AM Peak	11:00	04:00	04:00	04:00	00:00	09:00	10:00	10:00	10:00	11:00	11:00	09:00	03:00	04:00	04:00	04:00
	779	61.7	53.7	7.7	0	1	11	18	55	270	371	93	20	11	5	1
PM Peak	12:00	22:00	23:00	22:00	12:00	14:00	18:00	19:00	16:00	16:00	12:00	13:00	21:00	20:00	15:00	22:00
	695	58.8	50.9	8.3	0	1	3	8	40	165	405	129	19	7	1	4

360 TSL Ltd

Direction: Total Flow

Hour Beginning	Total Volume	85th Percentile	Mean Average	Standard Deviation	Bin 1 <10mph	Bin 2 10<20	Bin 3 20<30	Bin 4 30<35	Bin 5 35<40	Bin 6 40<45	Bin 7 45<50	Bin 8 50<55	Bin 9 55<60	Bin 10 60<70	Bin 11 70<80	Bin 12 >=80
00:00	143	56.7	51.2	5.3	0	0	0	0	3	7	47	67	12	6	1	0
01:00	118	58.3	51.0	7.1	0	0	0	2	0	14	45	29	21	5	1	1
02:00	0	-	-	-	0	0	0	0	0	0	0	0	0	0	0	0
03:00	118	58.5	52.0	6.3	0	0	0	0	3	10	24	53	23	2	3	0
04:00	156	60.6	53.1	7.2	0	0	0	0	1	11	31	81	12	14	5	1
05:00	197	58.0	51.6	6.2	0	0	0	0	6	14	55	80	29	11	2	0
06:00	282	55.7	50.1	5.4	0	0	0	0	5	25	126	89	28	8	0	1
07:00	383	55.0	49.7	5.1	0	0	0	1	0	33	212	98	20	18	1	0
08:00	548	54.1	49.3	4.6	0	0	0	0	8	38	321	127	40	14	0	0
09:00	947	52.4	47.5	4.7	0	1	4	7	23	163	544	163	37	4	1	0
10:00	1146	51.8	46.4	5.2	0	0	11	18	68	244	614	155	27	9	0	0
11:00	1398	50.4	46.0	4.2	0	0	2	15	68	432	700	160	21	0	0	0
12:00	1393	52.0	45.9	5.9	3	11	25	11	50	343	751	173	25	1	0	0
13:00	1273	51.5	46.9	4.4	0	0	0	4	62	302	647	233	21	3	0	1
14:00	1194	51.6	46.8	4.6	0	1	2	9	54	256	676	159	30	6	1	0
15:00	1154	52.1	47.8	4.2	0	0	0	5	23	207	642	238	33	5	1	0
16:00	1264	51.4	47.1	4.2	0	0	0	2	51	286	681	214	25	5	0	0
17:00	1087	52.4	47.5	4.7	0	0	0	7	56	189	569	223	36	5	2	0
18:00	1058	52.4	47.6	4.6	0	0	4	5	43	173	554	244	29	6	0	0
19:00	853	52.5	47.6	4.7	0	1	1	8	30	144	447	193	23	6	0	0
20:00	619	53.6	49.2	4.3	0	0	0	0	2	63	343	167	33	10	1	0
21:00	436	55.8	50.5	5.1	0	0	1	0								

East Heckington, A17 (Middle Site)

Direction: Eastbound

28/03/2022

Hour Beginning	Total Volume	85th Percentile	Mean Average	Standard Deviation	Bin 1 <10mph	Bin 2 10<20	Bin 3 20<30	Bin 4 30<35	Bin 5 35<40	Bin 6 40<45	Bin 7 45<50	Bin 8 50<55	Bin 9 55<60	Bin 10 60<70	Bin 11 70<80	Bin 12 >=80
00:00	58	56.8	50.0	6.6	0	0	0	0	2	4	27	20	3	1	0	1
01:00	31	56.7	49.6	6.9	0	0	0	0	2	5	12	5	5	2	0	0
02:00	34	57.7	50.6	6.8	0	0	0	0	2	2	12	14	2	1	1	0
03:00	45	59.8	53.0	6.6	0	0	0	0	0	3	12	17	8	4	1	0
04:00	87	56.1	51.8	4.2	0	0	0	0	0	3	24	45	13	2	0	0
05:00	247	55.7	50.9	4.6	0	0	0	0	0	9	112	89	30	6	1	0
06:00	603	51.3	47.2	4.0	0	0	0	0	25	125	324	123	4	2	0	0
07:00	1046	51.9	43.8	7.8	11	11	30	67	85	248	455	132	7	0	0	0
08:00	967	51.0	44.6	6.2	0	0	27	67	62	260	420	125	6	0	0	0
09:00	740	50.0	44.1	5.7	0	1	13	49	53	253	305	63	3	0	0	0
10:00	804	50.7	42.3	8.0	1	32	25	37	79	287	299	36	7	1	0	0
11:00	745	49.8	42.4	7.1	1	7	37	58	83	263	248	42	4	2	0	0
12:00	770	50.0	40.4	9.3	1	38	64	63	104	204	250	44	2	0	0	0
13:00	672	51.2	44.2	6.8	0	10	15	32	68	163	308	71	5	0	0	0
14:00	687	53.3	41.6	11.3	10	41	72	31	22	117	288	99	6	1	0	0
15:00	662	52.9	46.4	6.2	0	0	25	14	17	115	349	127	14	0	0	1
16:00	726	52.4	46.9	5.3	0	0	1	18	31	152	381	125	13	2	0	3
17:00	667	52.7	46.7	5.8	0	0	12	33	17	98	347	144	15	1	0	0
18:00	523	52.8	48.4	4.3	0	0	0	1	5	75	304	103	29	6	0	0
19:00	283	53.1	48.2	4.7	0	0	2	0	6	42	143	82	4	4	0	0
20:00	213	52.6	48.4	4.0	0	0	0	1	0	30	123	49	8	2	0	0
21:00	179	55.3	50.1	5.0	0	1	0	0	0	9	84	68	12	5	0	0
22:00	153	56.5	51.5	4.9	0	0	0	0	0	7	55	63	23	4	1	0
23:00	91	57.8	49.5	8.1	0	0	0	0	5	26	22	25	2	9	2	0
Total																
2H(10-12)	1549	50.2	42.3	7.6	2	39	62	95	162	550	547	78	11	3	0	0
2H(14-16)	1349	53.8	44.0	9.5	10	41	97	45	39	232	637	226	20	1	0	1
12H(7-19)	9009	52.0	44.2	7.6	24	140	321	470	626	2235	3954	1111	111	13	0	4
24H(0-24)	11033	52.8	45.1	7.5	24	141	323	471	668	2500	4904	1711	225	55	6	5
AM Peak	07:00 1046	03:00 59.8	03:00 53.0	10:00 8.0	07:00 11	10:00 32	11:00 37	07:00 67	07:00 85	10:00 287	07:00 455	07:00 132	05:00 30	05:00 6	02:00 1	00:00 1
PM Peak	12:00 770	23:00 57.8	22:00 51.5	14:00 11.3	14:00 10	14:00 41	14:00 72	12:00 63	12:00 104	12:00 204	16:00 381	17:00 144	18:00 29	23:00 9	23:00 2	16:00 3

360 TSL Ltd

Direction: Westbound

Hour Beginning	Total Volume	85th Percentile	Mean Average	Standard Deviation	Bin 1 <10mph	Bin 2 10<20	Bin 3 20<30	Bin 4 30<35	Bin 5 35<40	Bin 6 40<45	Bin 7 45<50	Bin 8 50<55	Bin 9 55<60	Bin 10 60<70	Bin 11 70<80	Bin 12 >=80
00:00	67	55.6	50.9	4.6	0	0	0	0	0	4	27	26	8	2	0	0
01:00	65	55.1	50.7	4.2	0	0	0	0	1	2	25	30	6	1	0	0
02:00	89	54.8	51.2	3.5	0	0	0	0	0	3	25	55	5	1	0	0
03:00	159	55.7	50.5	5.1	0	0	0	0	2	8	74	55	14	5	1	0
04:00	236	57.0	51.3	5.5	0	0	0	1	6	3	87	101	27	9	2	0
05:00	467	55.7	47.3	8.1	0	0	34	6	15	42	189	156	18	5	1	1
06:00	601	53.3	46.1	7.0	0	0	10	23	51	115	299	86	5	6	1	5
07:00	836	50.5	42.3	8.0	0	0	89	70	76	200	326	66	8	1	0	0
08:00	823	51.1	45.5	5.4	0	1	13	42	21	203	444	89	10	0	0	0
09:00	767	49.5	43.1	6.1	0	0	9	103	91	200	308	51	5	0	0	0
10:00	721	51.7	43.4	8.1	6	24	10	37	43	203	347	49	1	1	0	0
11:00	836	50.3	44.6	5.5	1	2	10	36	79	232	409	64	2	1	0	0
12:00	714	49.5	44.0	5.3	0	0	4	32	116	220	291	44	5	1	1	0
13:00	818	50.1	43.3	6.6	0	0	51	41	70	260	342	49	4	1	0	0
14:00	677	51.2	45.9	5.1	0	0	3	25	30	198	311	96	12	2	0	0
15:00	787	50.8	45.1	5.5	0	0	13	33	45	243	372	63	14	4	0	0
16:00	855	50.9	44.9	5.8	0	0	4	55	93	206	381	99	15	1	1	0
17:00	897	51.8	46.2	5.4	0	3	6	18	50	235	403	167	12	2	1	0
18:00	611	52.4	47.9	4.4	0	0	1	5	13	100	316	157	17	2	0	0
19:00	337	52.8	48.4	4.3	0	0	0	0	4	53	183	80	12	5	0	0
20:00	232	53.9	48.8	5.0	0	0	0	0	7	35	109	62	14	5	0	0
21:00	141	57.4	51.4	5.8	0	0	0	0	2	10	51	44	27	6	1	0
22:00	104	58.6	51.2	7.1	0	0	0	1	1	9	42	29	14	6	1	1
23:00	96	56.6	51.3	5.1	0	0	0	0	4	6	15	59	9	3	0	0
Total																
2H(10-12)	1557	51.1	44.0	6.8	7	26	20	73	122	435	756	113	3	2	0	0
2H(14-16)	1464	51.0	45.4	5.3	0	0	16	58	75	441	683	159	26	6	0	0
12H(7-19)	9342	51.1	44.6	6.2	7	30	213	497	727	2500	4250	994	105	16	3	0
24H(0-24)	11936	52.2	45.5	6.5	7	30	257	528	820	2790	5376	1777	264	70	10	7
AM Peak	07:00 836	04:00 57.0	04:00 51.3	05:00 8.1	10:00 6	10:00 24	07:00 89	09:00 103	09:00 91	11:00 232	08:00 444	05:00 156	04:00 27	04:00 9	04:00 2	06:00 5
PM Peak	17:00 897	22:00 58.6	21:00 51.4	22:00 7.1	12:00 0	17:00 3	13:00 51	16:00 55	12:00 116	13:00 260	17:00 403	17:00 167	21:00 27	21:00 6	12:00 1	22:00 1

360 TSL Ltd

Direction: Total Flow

Hour Beginning	Total Volume	85th Percentile	Mean Average	Standard Deviation	Bin 1 <10mph	Bin 2 10<20	Bin 3 20<30	Bin 4 30<35	Bin 5 35<40	Bin 6 40<45	Bin 7 45<50	Bin 8 50<55	Bin 9 55<60	Bin 10 60<70	Bin 11 70<80	Bin 12 >=80
00:00	125	56.3	50.5	5.6	0	0	0	0	2	8	54	46	11	3	0	1
01:00	96	55.8	50.3	5.2	0	0	0	0	3	7	37	35	11	3	0	0
02:00	123	55.8	51.0	4.6	0	0	0	0	2	5	37	69	7	2	1	0
03:00	204	56.8	51.0	5.5	0	0	0	0	2	11	86	72	22	9	2	0
04:00	323	56.8	51.4	5.1	0	0	0	1	6	6	111	146	40	11	2	0
05:00	714	56.1	48.5	7.3	0	0	34	6	15	51	301	245	48	11	2	1
06:00	1204	52.6	46.6	5.7	0	0	10	23	76	240	623	209	9	8	1	5
07:00	1882	51.3	43.1	7.9	11	11	119	137	161	448	781	198	15	1	0	0
08:00	1790	51.1	45.0	5.9	0	1	40	109	83	463	864	214	16	0	0	0
09:00	1507	49.8	43.6	5.9	0	1	22	152	144	453	613	114	8	0	0	0
10:00	1525	51.2	42.8	8.1	7	56	35	74	122	490	646	85	8	2	0	0
11:00	1581	50.2	43.5	6.4	2	9	47	94	162	495	657	106	6	3	0	0
12:00	1484	50.2	42.1	7.8	1	38	68	95	220	424	541	88	7	1	1	0
13:00	1490	50.6	43.7	6.7	0	10	66	73	138	423	650	120	9	1	0	0
14:00	1364	53.1	43.7	9.0	10	41	75	56	52	315	599	195	18	3	0	0
15:00	1449	51.8	45.7	5.9	0	0	38	47	62	358	721	190	28	4	0	1
16:00	1581	51.7	45.8	5.6	0	0	5	73	124	358	762	224	28	3	1	3
17:00	1564	52.2	46.4	5.6	0	3	18	51	67	333	750	311	27	3	1	0
18:00	1134	52.6	48.1	4.3	0	0	1	6	18	175	620	260	46	8	0	0
19:00	620	53.0	48.3	4.5	0	0	2	0	10	95	326	162	16	9</		

East Heckington, A17 (Middle Site)

Direction: Eastbound

29/03/2022

Hour Beginning	Total Volume	85th Percentile	Mean Average	Standard Deviation	Bin 1 <10mph	Bin 2 10<20	Bin 3 20<30	Bin 4 30<35	Bin 5 35<40	Bin 6 40<45	Bin 7 45<50	Bin 8 50<55	Bin 9 55<60	Bin 10 60<70	Bin 11 70<80	Bin 12 >=80
00:00	32	55.1	49.6	5.3	0	0	0	0	1	4	12	2	1	0	0	0
01:00	34	56.6	51.6	4.8	0	0	0	0	0	1	12	16	3	2	0	0
02:00	44	55.7	51.5	4.1	0	0	0	0	1	0	14	21	8	0	0	0
03:00	54	59.8	52.6	7.0	0	0	0	1	0	1	12	30	8	0	1	1
04:00	112	55.9	51.0	4.7	0	0	0	0	0	12	31	53	13	3	0	0
05:00	231	53.7	49.4	4.1	0	0	0	0	6	19	98	97	10	1	0	0
06:00	613	51.6	47.2	4.2	0	0	0	0	26	142	306	126	11	2	0	0
07:00	1060	48.8	41.7	6.8	0	1	73	87	163	373	306	52	4	1	0	0
08:00	896	49.6	43.6	5.8	0	0	29	54	61	337	362	49	3	1	0	0
09:00	762	49.9	45.1	4.6	0	0	6	26	28	262	389	42	8	1	0	0
10:00	692	50.6	44.3	6.1	0	2	24	22	53	240	278	64	8	1	0	0
11:00	575	50.4	44.0	6.1	0	1	15	39	54	166	244	51	5	0	0	0
12:00	661	50.4	44.8	5.3	0	0	13	30	33	199	328	54	4	0	0	0
13:00	642	50.6	46.1	4.3	0	0	0	6	42	180	319	89	5	1	0	0
14:00	624	51.9	44.9	6.7	0	0	18	45	64	103	281	99	14	0	0	0
15:00	664	51.0	46.0	4.9	0	0	0	15	53	167	332	84	8	5	0	0
16:00	704	51.7	46.6	4.9	0	0	7	11	32	147	371	126	7	3	0	0
17:00	722	51.7	46.8	4.7	0	0	7	8	35	135	386	146	5	0	0	0
18:00	467	54.3	48.0	6.0	0	0	4	20	7	54	238	111	21	12	0	0
19:00	343	54.1	48.8	5.1	0	0	0	0	9	46	181	87	6	13	1	0
20:00	211	53.8	49.4	4.3	0	0	0	0	1	22	105	66	14	3	0	0
21:00	197	54.4	49.7	4.5	0	0	0	0	1	20	89	71	11	5	0	0
22:00	163	56.2	50.9	5.1	0	0	0	0	0	16	56	67	16	8	0	0
23:00	91	58.8	52.1	6.4	0	0	0	0	0	4	31	40	9	5	1	1
Total																
2H(10-12)	1267	50.5	44.1	6.1	0	3	39	61	107	406	522	115	13	1	0	0
2H(14-16)	1288	51.5	45.5	5.9	0	0	18	60	117	270	613	183	22	5	0	0
12H(7-19)	8469	51.0	44.9	5.9	0	4	196	363	625	2363	3834	967	92	25	0	0
24H(0-24)	10594	51.9	45.8	5.9	0	4	196	364	670	2650	4781	1653	203	68	3	2
AM Peak	07:00	03:00	03:00	03:00	00:00	10:00	07:00	07:00	07:00	07:00	09:00	06:00	04:00	04:00	03:00	03:00
	1060	59.8	52.6	7.0	0	2	73	87	163	373	389	126	13	3	1	1
PM Peak	17:00	23:00	23:00	14:00	12:00	12:00	14:00	14:00	14:00	12:00	17:00	17:00	18:00	19:00	19:00	23:00
	722	58.8	52.1	6.7	0	0	18	45	64	199	386	146	21	13	1	1

360 TSL Ltd

Direction: Westbound

Hour Beginning	Total Volume	85th Percentile	Mean Average	Standard Deviation	Bin 1 <10mph	Bin 2 10<20	Bin 3 20<30	Bin 4 30<35	Bin 5 35<40	Bin 6 40<45	Bin 7 45<50	Bin 8 50<55	Bin 9 55<60	Bin 10 60<70	Bin 11 70<80	Bin 12 >=80
00:00	68	56.6	50.8	5.7	0	0	0	1	2	1	28	24	9	3	0	0
01:00	84	55.0	50.1	4.7	0	0	0	0	6	1	27	43	7	0	0	0
02:00	95	55.1	50.8	4.1	0	0	0	0	0	6	34	43	11	1	0	0
03:00	124	57.3	51.8	5.4	0	0	0	0	2	2	41	62	8	8	1	0
04:00	230	59.1	51.3	7.5	0	0	0	1	7	22	72	91	15	14	7	1
05:00	436	53.6	46.5	6.8	0	0	15	10	25	78	199	84	22	1	2	0
06:00	508	51.4	45.1	6.1	0	0	12	25	47	112	226	81	5	0	0	0
07:00	812	50.8	45.7	4.9	0	0	0	22	68	216	408	88	6	1	3	0
08:00	787	51.1	43.1	7.7	0	0	76	57	35	187	370	52	8	2	0	0
09:00	666	51.8	45.1	6.5	1	5	4	26	43	216	294	65	5	0	7	0
10:00	653	50.1	45.4	4.6	0	0	0	13	67	178	322	67	6	0	0	0
11:00	783	50.0	44.4	5.4	1	0	12	23	76	285	326	50	6	4	0	0
12:00	843	50.6	43.4	6.9	0	10	40	22	81	290	330	62	7	1	0	0
13:00	872	50.0	45.3	4.5	0	0	0	22	77	261	418	86	8	0	0	0
14:00	810	50.3	45.4	4.8	0	0	0	23	85	217	385	90	10	0	0	0
15:00	807	52.2	43.4	8.5	4	17	59	13	66	189	360	93	5	1	0	0
16:00	875	52.2	46.8	5.2	0	0	7	8	29	199	488	125	13	2	0	4
17:00	808	52.2	46.8	5.2	0	2	11	18	28	121	467	150	10	1	0	0
18:00	560	54.6	48.2	6.1	0	0	5	13	27	69	245	152	40	7	2	0
19:00	350	52.7	48.8	3.8	0	0	0	0	2	41	191	103	10	3	0	0
20:00	275	54.5	49.6	4.8	0	0	0	1	3	16	159	66	23	6	1	0
21:00	208	55.4	50.0	5.3	0	0	0	4	1	7	112	56	22	5	1	0
22:00	121	56.6	51.7	4.7	0	0	0	0	1	5	32	66	11	6	0	0
23:00	115	56.8	52.2	4.4	0	0	0	0	0	2	39	41	31	2	0	0
Total																
2H(10-12)	1436	50.1	44.8	5.1	1	0	12	36	143	463	648	117	12	4	0	0
2H(14-16)	1617	51.6	44.4	7.0	4	17	59	36	151	406	745	183	15	1	0	0
12H(7-19)	9276	51.5	45.2	6.1	6	34	214	260	682	2428	4413	1080	124	19	12	4
24H(0-24)	11890	52.5	45.9	6.3	6	34	241	302	778	2721	5573	1840	298	68	24	5
AM Peak	07:00	04:00	03:00	08:00	09:00	09:00	08:00	08:00	11:00	11:00	07:00	04:00	05:00	04:00	04:00	04:00
	812	59.1	51.8	7.7	1	5	76	57	76	285	408	91	22	14	7	1
PM Peak	16:00	23:00	23:00	15:00	15:00	15:00	14:00	14:00	14:00	12:00	16:00	18:00	18:00	18:00	18:00	16:00
	875	56.8	52.2	8.5	4	17	59	23	85	290	488	152	40	7	2	4

360 TSL Ltd

Direction: Total Flow

Hour Beginning	Total Volume	85th Percentile	Mean Average	Standard Deviation	Bin 1 <10mph	Bin 2 10<20	Bin 3 20<30	Bin 4 30<35	Bin 5 35<40	Bin 6 40<45	Bin 7 45<50	Bin 8 50<55	Bin 9 55<60	Bin 10 60<70	Bin 11 70<80	Bin 12 >=80
00:00	100	56.1	50.4	5.5	0	0	0	1	3	5	40	36	11	4	0	0
01:00	118	55.5	50.6	4.7	0	0	0	0	6	2	39	59	10	2	0	0
02:00	139	55.3	51.0	4.1	0	0	0	0	1	6	48	64	19	1	0	0
03:00	178	58.1	52.0	5.9	0	0	0	1	2	3	53	92	16	8	2	1
04:00	342	58.2	51.2	6.7	0	0	0	1	7	34	103	144	28	17	7	1
05:00	667	53.9	47.5	6.2	0	0	15	10	31	97	297	181	32	2	2	0
06:00	1121	51.7	46.2	5.3	0	0	12	25	73	254	532	207	16	2	0	0
07:00	1872	50.0	43.4	6.4	0	1	73	109	231	589	714	140	10	2	3	0
08:00	1683	50.4	43.4	6.8	0	0	105	111	96	524	732	101	11	3	0	0
09:00	1428	50.9	45.1	5.6	1	5	10	52	71	478	683	107	13	1	7	0
10:00	1345	50.5	44.8	5.4	0	2	24	35	120	418	600	131	14	1	0	0
11:00	1358	50.1	44.2	5.7	1	1	27	62	130	451	570	101	11	4	0	0
12:00	1504	50.6	44.1	6.3	0	10	53	52	114	489	658	116	11	1	0	0
13:00	1514	50.3	45.7	4.5	0	0	0	28	119	441	737	175	13	1	0	0
14:00	1434	51.1	45.2	5.7	0	0	18	68	149	320	666	189	24	0	0	0
15:00	1471	52.0	44.6	7.2	4	17	59	28	119	356	692	177	13	6	0	0
16:00	1579	52.0	46.7	5.1	0	0	14	19	61	346	859	251	20	5	0	4
17:00	1530	51.9	46.8	5.0	0	2	18	26	63	256	853	296	15	1	0	0
18:00	1027	54.5	48.1	6.1	0	0	9	33	34	123	483	263	61	19	2	0
19:00	693	53.5	48.8	4.5	0	0	0	0	11	87	372	190	16	16	1	0
20:00	486	54.2	49.5	4.6	0											

East Heckington, A17 (Middle Site)

Direction: Eastbound

30/03/2022

Hour Beginning	Total Volume	85th Percentile	Mean Average	Standard Deviation	Bin 1 <10mph	Bin 2 10<20	Bin 3 20<30	Bin 4 30<35	Bin 5 35<40	Bin 6 40<45	Bin 7 45<50	Bin 8 50<55	Bin 9 55<60	Bin 10 60<70	Bin 11 70<80	Bin 12 >=80
00:00	77	55.8	51.5	4.1	0	0	0	0	0	1	28	36	10	2	0	0
01:00	60	60.3	54.0	6.1	0	0	0	0	0	2	9	34	6	8	1	0
02:00	52	59.8	54.1	5.5	0	0	0	0	0	0	4	36	9	2	0	1
03:00	71	57.9	52.7	5.0	0	0	0	0	0	2	17	37	9	6	0	0
04:00	114	54.5	51.2	3.2	0	0	0	0	0	3	33	69	9	0	0	0
05:00	281	53.3	49.5	3.6	0	0	0	0	1	15	150	103	9	3	0	0
06:00	513	51.7	47.2	4.3	0	0	0	1	14	124	273	84	12	5	0	0
07:00	960	51.1	42.9	7.9	1	22	55	44	66	301	385	83	3	0	0	0
08:00	892	49.6	44.2	5.3	0	0	10	47	103	274	393	62	2	1	0	0
09:00	731	49.4	43.1	6.1	0	0	32	46	71	265	281	31	5	0	0	0
10:00	683	50.1	45.5	4.5	0	0	1	16	27	254	306	73	3	3	0	0
11:00	660	49.8	44.2	5.4	0	0	6	15	113	216	241	64	4	0	0	1
12:00	651	49.5	42.5	6.8	0	2	34	60	61	233	219	39	1	2	0	0
13:00	634	50.2	44.6	5.4	0	0	10	22	53	215	279	50	3	0	2	0
14:00	704	50.6	44.0	6.4	0	1	35	33	42	208	333	49	2	1	0	0
15:00	681	49.7	45.2	4.4	0	0	0	10	64	224	316	61	6	0	0	0
16:00	779	50.1	45.2	4.8	0	0	11	8	63	248	372	71	6	0	0	0
17:00	673	53.8	45.5	7.9	2	28	6	1	14	126	400	84	6	6	0	0
18:00	544	52.4	47.1	5.1	0	0	4	3	26	106	294	96	8	6	0	1
19:00	327	52.7	48.2	4.3	0	0	0	1	5	48	186	71	12	4	0	0
20:00	235	54.9	49.4	5.4	0	0	0	0	0	41	106	64	14	9	1	0
21:00	201	54.9	50.3	4.5	0	0	0	0	2	9	88	87	10	4	1	0
22:00	142	59.9	53.3	6.3	0	0	0	0	0	4	44	49	29	13	3	0
23:00	103	55.2	50.2	4.8	0	0	0	0	2	5	48	38	6	4	0	0
Total																
2H(10-12)	1343	50.0	44.9	5.0	0	0	7	31	140	470	547	137	7	3	0	1
2H(14-16)	1385	50.3	44.6	5.5	0	1	35	43	106	432	649	110	8	1	0	0
12H(7-19)	8592	50.7	44.4	6.1	3	53	204	305	703	2670	3819	763	49	19	2	2
24H(0-24)	10768	52.0	45.5	6.3	3	53	204	307	727	2924	4805	1471	184	79	8	3
AM Peak	07:00	01:00	02:00	07:00	07:00	07:00	07:00	08:00	11:00	07:00	08:00	05:00	06:00	01:00	01:00	02:00
	960	60.3	54.1	7.9	1	22	55	47	113	301	393	103	12	8	1	1
PM Peak	16:00	22:00	22:00	17:00	17:00	17:00	14:00	12:00	15:00	16:00	17:00	18:00	22:00	22:00	22:00	18:00
	779	59.9	53.3	7.9	2	28	35	60	64	248	400	96	29	13	3	1

360 TSL Ltd

Direction: Westbound

Hour Beginning	Total Volume	85th Percentile	Mean Average	Standard Deviation	Bin 1 <10mph	Bin 2 10<20	Bin 3 20<30	Bin 4 30<35	Bin 5 35<40	Bin 6 40<45	Bin 7 45<50	Bin 8 50<55	Bin 9 55<60	Bin 10 60<70	Bin 11 70<80	Bin 12 >=80
00:00	93	55.9	51.2	4.5	0	0	0	1	0	1	34	45	9	3	0	0
01:00	115	59.0	54.4	4.4	0	0	0	0	0	0	8	71	27	8	1	0
02:00	118	57.5	52.0	5.3	0	0	0	0	0	11	28	49	24	6	0	0
03:00	209	55.8	51.6	4.0	0	0	0	0	0	12	47	123	23	4	0	0
04:00	280	56.6	51.1	5.3	0	0	0	0	5	16	99	119	26	14	1	0
05:00	430	55.4	49.8	5.4	2	0	0	0	7	26	194	170	20	9	2	0
06:00	612	52.2	46.7	5.3	0	0	3	26	28	105	311	127	10	2	0	0
07:00	829	51.2	45.1	5.9	0	0	31	17	59	188	437	90	7	0	0	0
08:00	774	49.9	43.4	6.3	0	0	30	55	96	195	346	49	3	0	0	0
09:00	706	50.5	44.8	5.5	0	3	4	33	48	227	322	62	2	5	0	0
10:00	706	50.2	44.1	6.0	0	2	11	40	99	176	320	48	9	1	0	0
11:00	841	49.0	43.8	5.0	0	0	1	42	131	276	353	31	5	1	1	0
12:00	799	47.8	43.2	4.4	0	0	0	35	130	345	266	21	2	0	0	0
13:00	877	50.0	42.8	7.0	3	7	41	19	88	419	253	40	1	3	0	3
14:00	854	48.1	43.8	4.1	0	0	0	21	103	408	283	38	0	1	0	0
15:00	813	49.6	44.6	4.8	0	4	7	5	75	316	350	52	4	0	0	0
16:00	920	52.0	41.9	9.8	23	29	55	18	76	287	353	72	6	1	0	0
17:00	915	49.7	45.8	3.8	0	0	0	1	42	333	443	87	9	0	0	0
18:00	530	52.2	48.0	4.0	0	0	0	0	6	87	314	100	20	2	1	0
19:00	311	52.8	48.0	4.7	0	0	0	2	8	46	172	77	2	3	0	1
20:00	263	53.5	48.6	4.7	0	0	0	4	5	32	127	83	9	3	0	0
21:00	170	54.9	50.0	4.8	0	0	0	0	0	12	88	57	6	6	1	0
22:00	112	54.5	49.7	4.6	0	0	0	0	0	17	42	43	8	2	0	0
23:00	79	54.2	49.1	5.0	0	0	0	0	0	13	38	22	5	0	1	0
Total																
2H(10-12)	1547	49.6	43.9	5.5	0	2	12	82	230	452	673	79	14	2	1	0
2H(14-16)	1667	48.8	44.2	4.5	0	4	7	26	178	724	633	90	4	1	0	0
12H(7-19)	9564	50.4	44.1	6.0	26	45	180	286	953	3257	4040	690	68	14	2	3
24H(0-24)	12356	51.8	45.3	6.3	28	45	183	319	1006	3548	5228	1676	237	74	8	4
AM Peak	11:00	01:00	01:00	08:00	05:00	09:00	07:00	08:00	11:00	11:00	07:00	05:00	01:00	04:00	05:00	00:00
	841	59.0	54.4	6.3	2	3	31	55	131	276	437	170	27	14	2	0
PM Peak	16:00	21:00	21:00	16:00	16:00	16:00	12:00	12:00	13:00	17:00	18:00	18:00	21:00	18:00	13:00	
	920	54.9	50.0	9.8	23	29	55	35	130	419	443	100	20	6	1	3

360 TSL Ltd

Direction: Total Flow

Hour Beginning	Total Volume	85th Percentile	Mean Average	Standard Deviation	Bin 1 <10mph	Bin 2 10<20	Bin 3 20<30	Bin 4 30<35	Bin 5 35<40	Bin 6 40<45	Bin 7 45<50	Bin 8 50<55	Bin 9 55<60	Bin 10 60<70	Bin 11 70<80	Bin 12 >=80
00:00	170	55.9	51.4	4.3	0	0	0	1	0	2	62	81	19	5	0	0
01:00	175	59.5	54.2	5.0	0	0	0	0	0	2	17	105	33	16	2	0
02:00	170	58.3	52.7	5.5	0	0	0	0	0	11	32	85	33	8	0	1
03:00	280	56.4	51.9	4.3	0	0	0	0	0	14	64	160	32	10	0	0
04:00	394	56.1	51.1	4.8	0	0	0	0	5	19	132	188	35	14	1	0
05:00	711	54.7	49.7	4.8	2	0	0	0	8	41	344	273	29	12	2	0
06:00	1125	52.0	46.9	4.9	0	0	3	27	42	229	584	211	22	7	0	0
07:00	1789	51.3	44.0	7.1	1	22	86	61	125	489	822	173	10	0	0	0
08:00	1666	49.8	43.8	5.8	0	0	40	102	199	469	739	111	5	1	0	0
09:00	1437	50.0	43.9	5.9	0	3	36	79	119	492	603	93	7	5	0	0
10:00	1389	50.3	44.8	5.3	0	2	12	56	126	430	626	121	12	4	0	0
11:00	1501	49.4	44.0	5.2	0	0	7	57	244	492	594	95	9	1	1	1
12:00	1450	48.7	42.9	5.6	0	2	34	95	191	578	485	60	3	2	0	0
13:00	1511	50.2	43.5	6.4	3	7	51	41	141	634	532	90	4	3	2	3
14:00	1558	49.3	43.9	5.3	0	1	35	54	145	616	616	87	2	2	0	0
15:00	1494	49.7	44.9	4.6	0	4	7	15	139	540	666	113	10	0	0	0
16:00	1699	51.8	43.4	8.0	23	29	66	26	139	535	725	143	12	1	0	0
17:00	1588	51.8	45.7	5.9	2	28	6	2	56	459	843	171	15	6	0	0
18:00	1074	52.3	47.5	4.6	0	0	4	3	32	193	608	196	28	8	1	1
19:00	638	52.8	48.1	4.5	0	0	0	3	13	94	358	148	14	7	0	1
20:00	498	54.2	49.0	5.0	0											

East Heckington ATC, A17 (Western Site)



Direction: Eastbound

Direction: Westbound

Direction: Total Flow

Hour Beginning	Thu 24/03/2022	Fri 25/03/2022	Sat 26/03/2022	Sun 27/03/2022	Mon 28/03/2022	Tue 29/03/2022	Wed 30/03/2022	5-Day Ave.	7-Day Ave.
00:00	75	63	62	61	58	32	66	59	60
01:00	47	52	39	44	26	36	44	41	41
02:00	51	53	47	0	35	45	40	45	39
03:00	60	50	47	34	48	48	60	53	50
04:00	112	106	67	33	80	101	98	99	85
05:00	218	233	120	56	221	222	221	223	184
06:00	535	550	226	107	556	507	480	526	423
07:00	981	870	326	143	1052	1047	915	973	762
08:00	816	727	458	209	877	854	877	830	688
09:00	735	665	613	397	698	734	691	705	648
10:00	596	707	650	489	769	647	643	672	643
11:00	667	673	635	614	744	569	617	654	646
12:00	608	739	658	676	682	652	598	656	659
13:00	561	735	590	581	630	604	586	623	612
14:00	730	755	549	576	633	591	656	673	641
15:00	690	781	552	542	619	619	633	668	634
16:00	762	740	487	601	703	703	709	713	672
17:00	627	681	522	561	648	696	622	655	622
18:00	570	599	469	559	492	460	505	525	522
19:00	308	375	287	397	262	293	302	308	318
20:00	237	291	237	303	188	203	202	224	237
21:00	195	180	209	234	155	189	170	178	190
22:00	141	157	121	108	152	152	114	143	135
23:00	99	83	99	75	72	80	80	83	84
Total									
12H(7-19)	8343	8672	6509	5948	8547	8176	8052	8358	7750
16H(6-22)	9618	10068	7468	6989	9708	9368	9206	9594	8918
18H(6-24)	9858	10308	7688	7172	9932	9600	9400	9820	9137
24H(0-24)	10421	10865	8070	7400	10400	10084	9929	10340	8596
AM Peak	07:00	07:00	10:00	11:00	07:00	07:00	07:00	07:00	07:00
	981	870	650	614	1052	1047	915	973	762
PM Peak	16:00	15:00	12:00	12:00	16:00	16:00	16:00	16:00	16:00
	762	781	658	676	703	703	709	723	672

360 TSL Ltd

Hour Beginning	Thu 24/03/2022	Fri 25/03/2022	Sat 26/03/2022	Sun 27/03/2022	Mon 28/03/2022	Tue 29/03/2022	Wed 30/03/2022	5-Day Ave.	7-Day Ave.
00:00	68	75	60	56	54	79	86	72	68
01:00	92	80	54	54	42	77	94	77	70
02:00	108	118	69	0	87	90	114	103	84
03:00	120	118	91	47	146	127	177	138	118
04:00	239	222	142	108	231	221	253	233	202
05:00	509	425	238	132	472	418	385	442	368
06:00	625	546	266	169	555	524	567	563	465
07:00	764	754	452	220	856	822	808	801	668
08:00	775	803	540	328	777	838	712	781	682
09:00	784	716	621	559	714	630	656	700	669
10:00	662	743	638	608	658	627	675	673	659
11:00	689	764	714	786	787	691	751	736	780
12:00	652	822	650	661	680	681	771	721	702
13:00	721	847	580	662	745	782	893	798	747
14:00	796	902	551	592	667	747	869	796	732
15:00	783	884	544	588	756	787	796	801	734
16:00	902	869	501	622	822	836	944	875	787
17:00	903	779	475	497	870	796	931	856	750
18:00	623	556	462	496	568	541	584	574	547
19:00	390	328	297	441	356	340	318	346	353
20:00	263	275	217	305	248	275	271	266	265
21:00	179	164	120	174	150	215	165	175	167
22:00	136	124	110	100	97	131	106	119	115
23:00	106	83	73	68	86	90	92	91	85
Total									
12H(7-19)	9054	9439	6728	6629	8900	8778	9390	9112	8417
16H(6-22)	10511	10752	7628	7718	10209	10132	10711	10463	9666
18H(6-24)	10753	10959	7811	7886	10392	10353	10909	10673	9866
24H(0-24)	11889	11997	8465	8283	11424	11365	12018	11739	10777
AM Peak	09:00	08:00	11:00	11:00	07:00	08:00	07:00	07:00	11:00
	784	803	714	786	856	838	808	801	740
PM Peak	17:00	14:00	12:00	13:00	17:00	16:00	16:00	16:00	16:00
	903	902	650	662	870	836	944	875	787

360 TSL Ltd

Hour Beginning	Thu 24/03/2022	Fri 25/03/2022	Sat 26/03/2022	Sun 27/03/2022	Mon 28/03/2022	Tue 29/03/2022	Wed 30/03/2022	5-Day Ave.	7-Day Ave.
00:00	143	138	122	117	112	111	152	131	128
01:00	139	132	93	98	68	113	138	118	112
02:00	159	171	116	0	122	135	154	148	122
03:00	180	168	138	81	194	175	237	191	168
04:00	351	328	209	141	311	322	351	333	288
05:00	727	658	358	188	693	640	606	665	553
06:00	1160	1096	492	276	1111	1031	1047	1089	888
07:00	1745	1624	778	363	1908	1869	1723	1774	1430
08:00	1501	1530	998	537	1654	1692	1589	1611	1370
09:00	1519	1381	1234	956	1412	1364	1347	1405	1316
10:00	1258	1450	1288	1097	1427	1274	1318	1345	1302
11:00	1356	1437	1349	1400	1531	1260	1368	1390	1386
12:00	1260	1561	1308	1337	1362	1333	1369	1377	1361
13:00	1282	1582	1170	1243	1375	1386	1478	1421	1360
14:00	1526	1657	1100	1168	1300	1338	1525	1469	1373
15:00	1473	1665	1096	1130	1375	1406	1429	1470	1368
16:00	1664	1609	988	1233	1525	1539	1653	1598	1459
17:00	1530	1460	997	1058	1518	1492	1553	1511	1373
18:00	1193	1155	931	1055	1060	1001	1089	1100	1069
19:00	698	703	584	838	618	633	620	654	671
20:00	500	566	454	608	436	478	473	491	502
21:00	374	344	329	408	305	404	335	352	357
22:00	277	281	231	208	249	283	220	262	250
23:00	205	166	172	143	158	170	172	174	169
Total									
12H(7-19)	17397	18111	13237	12577	17447	16954	17442	17470	16166
16H(6-22)	20129	20820	15096	14707	19917	19500	19917	20057	18584
18H(6-24)	20611	21267	15499	15058	20324	19953	20309	20493	19003
24H(0-24)	22310	22862	16535	15683	21824	21449	21947	22078	20373
AM Peak	07:00	07:00	11:00	11:00	07:00	07:00	07:00	07:00	07:00
	1745	1624	1349	1400	1908	1869	1723	1774	1430
PM Peak	16:00	15:00	12:00	12:00	16:00	16:00	16:00	16:00	16:00
	1664	1665	1308	1337	1525	1539	1653	1598	1459

360 TSL Ltd

East Heckington ATC, A17 (Western Site)

Direction: Eastbound

	Total Volume	LIGHT	OGV1	OGV2	BUS
Thu 24 Mar 2022	10421	7137	2026	1099	159
Fri 25 Mar 2022	10865	7903	1842	977	143
Sat 26 Mar 2022	8070	6463	1110	456	41
Sun 27 Mar 2022	7400	6141	881	348	30
Mon 28 Mar 2022	10400	7379	1940	940	141
Tue 29 Mar 2022	10084	6932	2021	989	142
Wed 30 Mar 2022	9929	6859	1922	1000	148
5 Day Ave.	10340	7242	1950	1001	147
7 Day Ave.	9596	6973	1677	830	115

Direction: Westbound

	Total Volume	LIGHT	OGV1	OGV2	BUS
Thu 24 Mar 2022	11889	9759	1561	472	97
Fri 25 Mar 2022	11997	9943	1535	428	91
Sat 26 Mar 2022	8465	7266	946	230	23
Sun 27 Mar 2022	8283	7268	814	182	19
Mon 28 Mar 2022	11424	9375	1528	450	71
Tue 29 Mar 2022	11365	9433	1427	425	80
Wed 30 Mar 2022	12018	10301	1273	372	72
5 Day Ave.	11739	9762	1465	429	82
7 Day Ave.	10777	9049	1298	366	65

Direction: Total Flow

	Total Volume	LIGHT	OGV1	OGV2	BUS
Thu 24 Mar 2022	22310	16896	3587	1571	256
Fri 25 Mar 2022	22862	17846	3377	1405	234
Sat 26 Mar 2022	16535	13729	2056	686	64
Sun 27 Mar 2022	15683	13409	1695	530	49
Mon 28 Mar 2022	21824	16754	3468	1390	212
Tue 29 Mar 2022	21449	16365	3448	1414	222
Wed 30 Mar 2022	21947	17160	3195	1372	220
5 Day Ave.	22078	17004	3415	1430	229
7 Day Ave.	20373	16023	2975	1195	180

	Total Volume	LIGHT	OGV1	OGV2	BUS
Thu 24 Mar 2022	100.0%	68.5%	19.4%	10.5%	1.5%
Fri 25 Mar 2022	100.0%	72.7%	17.0%	9.0%	1.3%
Sat 26 Mar 2022	100.0%	80.1%	13.8%	5.7%	0.5%
Sun 27 Mar 2022	100.0%	83.0%	11.9%	4.7%	0.4%
Mon 28 Mar 2022	100.0%	71.0%	18.7%	9.0%	1.4%
Tue 29 Mar 2022	100.0%	68.7%	20.0%	9.8%	1.4%
Wed 30 Mar 2022	100.0%	69.1%	19.4%	10.1%	1.5%
5 Day Ave.	100.0%	70.0%	18.9%	9.7%	1.4%
7 Day Ave.	100.0%	72.7%	17.5%	8.6%	1.2%

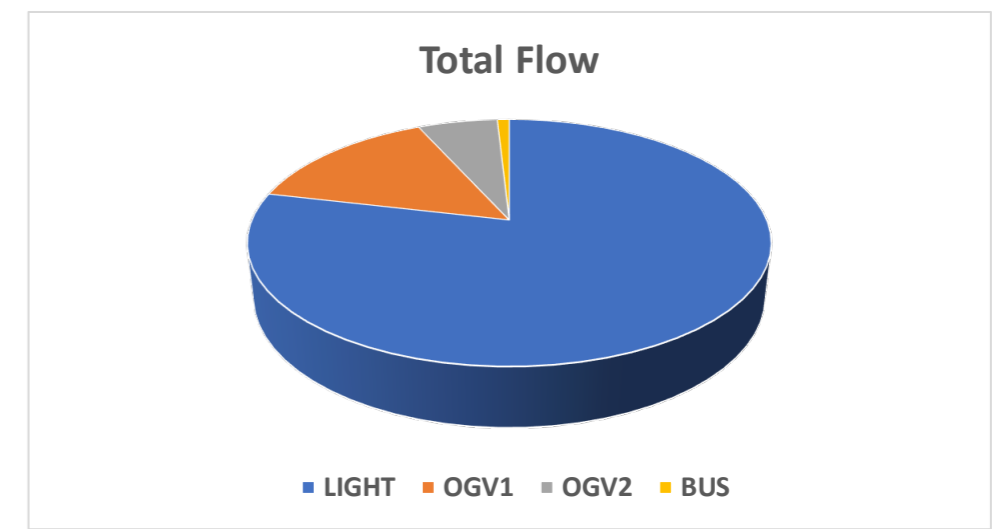
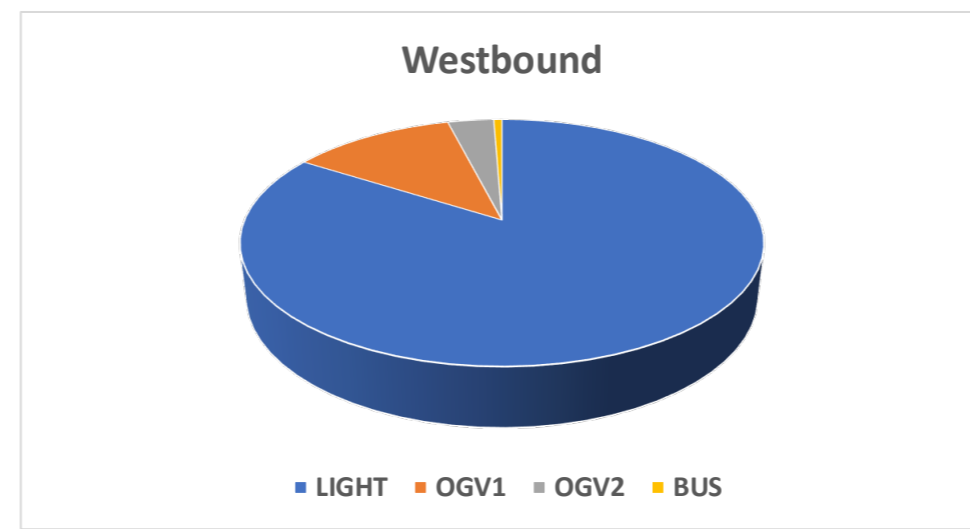
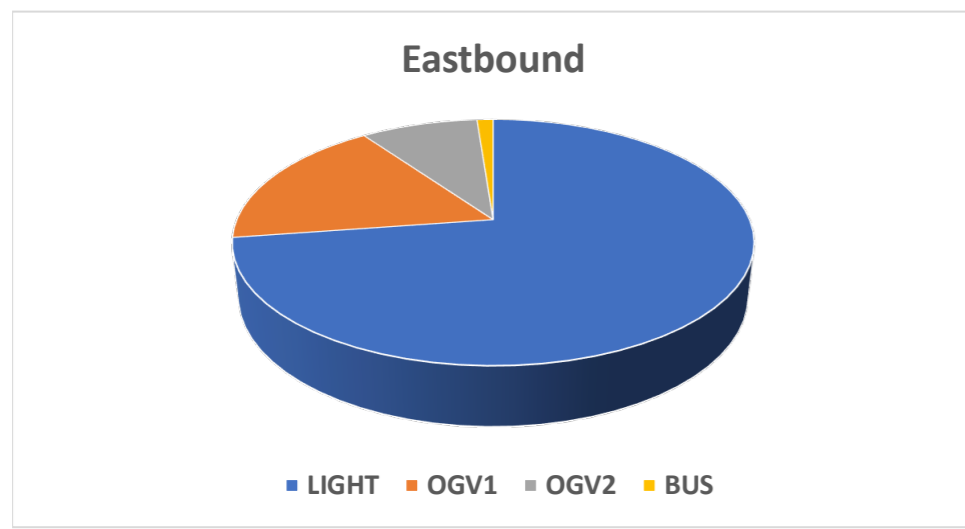
	Total Volume	LIGHT	OGV1	OGV2	BUS
Thu 24 Mar 2022	100.0%	82.1%	13.1%	4.0%	0.8%
Fri 25 Mar 2022	100.0%	82.9%	12.8%	3.6%	0.8%
Sat 26 Mar 2022	100.0%	85.8%	11.2%	2.7%	0.3%
Sun 27 Mar 2022	100.0%	87.7%	9.8%	2.2%	0.2%
Mon 28 Mar 2022	100.0%	82.1%	13.4%	3.9%	0.6%
Tue 29 Mar 2022	100.0%	83.0%	12.6%	3.7%	0.7%
Wed 30 Mar 2022	100.0%	85.7%	10.6%	3.1%	0.6%
5 Day Ave.	100.0%	83.2%	12.5%	3.7%	0.7%
7 Day Ave.	100.0%	84.0%	12.0%	3.4%	0.6%

	Total Volume	LIGHT	OGV1	OGV2	BUS
Thu 24 Mar 2022	100.0%	75.7%	16.1%	7.0%	1.1%
Fri 25 Mar 2022	100.0%	78.1%	14.8%	6.1%	1.0%
Sat 26 Mar 2022	100.0%	83.0%	12.4%	4.1%	0.4%
Sun 27 Mar 2022	100.0%	85.5%	10.8%	3.4%	0.3%
Mon 28 Mar 2022	100.0%	76.8%	15.9%	6.4%	1.0%
Tue 29 Mar 2022	100.0%	76.3%	16.1%	6.6%	1.0%
Wed 30 Mar 2022	100.0%	78.2%	14.6%	6.3%	1.0%
5 Day Ave.	100.0%	77.0%	15.5%	6.5%	1.0%
7 Day Ave.	100.0%	78.6%	14.6%	5.9%	0.9%

360 TSL Ltd

360 TSL Ltd

360 TSL Ltd

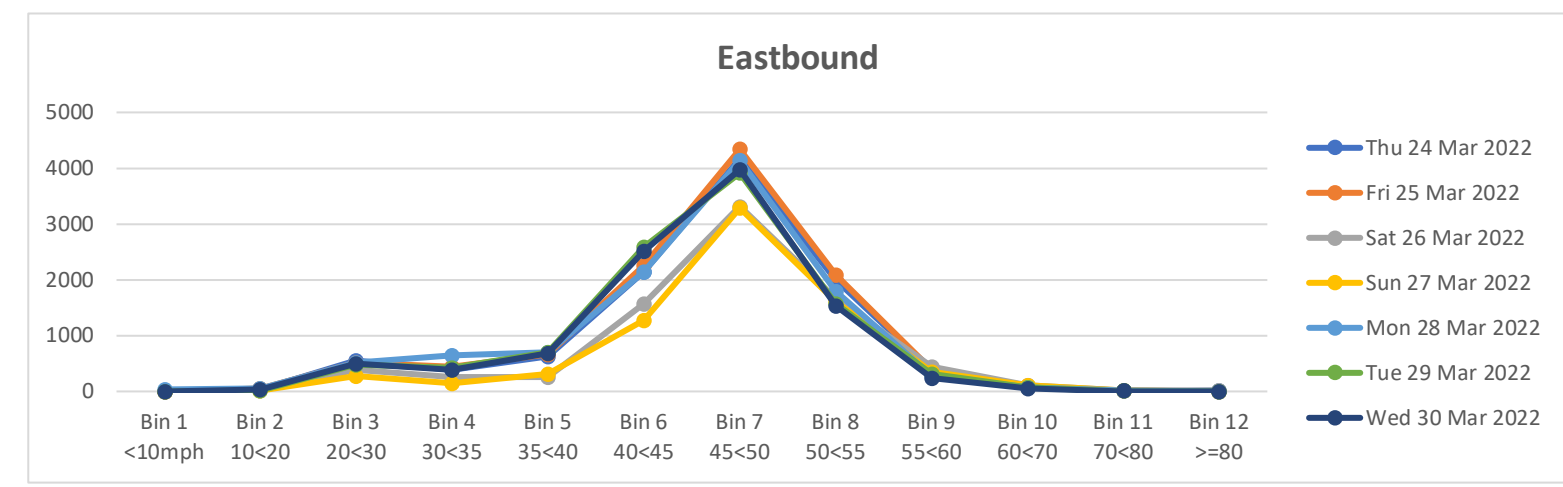


East Heckington ATC, A17 (Western Site)

Direction: Eastbound

	Total Volume	85th Percentile	Mean Average	Standard Deviation	Bin 1 <10mph	Bin 2 10<20	Bin 3 20<30	Bin 4 30<35	Bin 5 35<40	Bin 6 40<45	Bin 7 45<50	Bin 8 50<55	Bin 9 55<60	Bin 10 60<70	Bin 11 70<80	Bin 12 >=80
Thu 24 Mar 2022	10421	53.6	45.5	7.8	2	44	554	388	630	2142	4171	1996	386	90	8	10
Fri 25 Mar 2022	10865	53.5	45.5	7.7	6	60	524	440	669	2254	4338	2089	383	81	17	4
Sat 26 Mar 2022	8070	54.6	46.5	7.8	0	19	394	250	255	1569	3318	1670	448	109	26	12
Sun 27 Mar 2022	7400	54.3	46.9	7.1	2	11	281	143	319	1273	3286	1603	354	109	13	6
Mon 28 Mar 2022	10400	53.1	44.7	8.1	33	61	523	649	703	2136	4139	1785	280	77	11	3
Tue 29 Mar 2022	10084	52.5	45.0	7.3	0	19	488	415	699	2591	3913	1567	309	74	8	1
Wed 30 Mar 2022	9929	52.4	44.9	7.3	1	36	492	391	676	2521	3975	1527	247	55	8	0
5 Day Ave.	10340	53.0	45.1	7.6	8	44	516	457	675	2329	4107	1793	321	75	10	4
7 Day Ave.	9596	53.4	45.6	7.6	6	36	465	382	564	2069	3877	1748	344	85	13	5

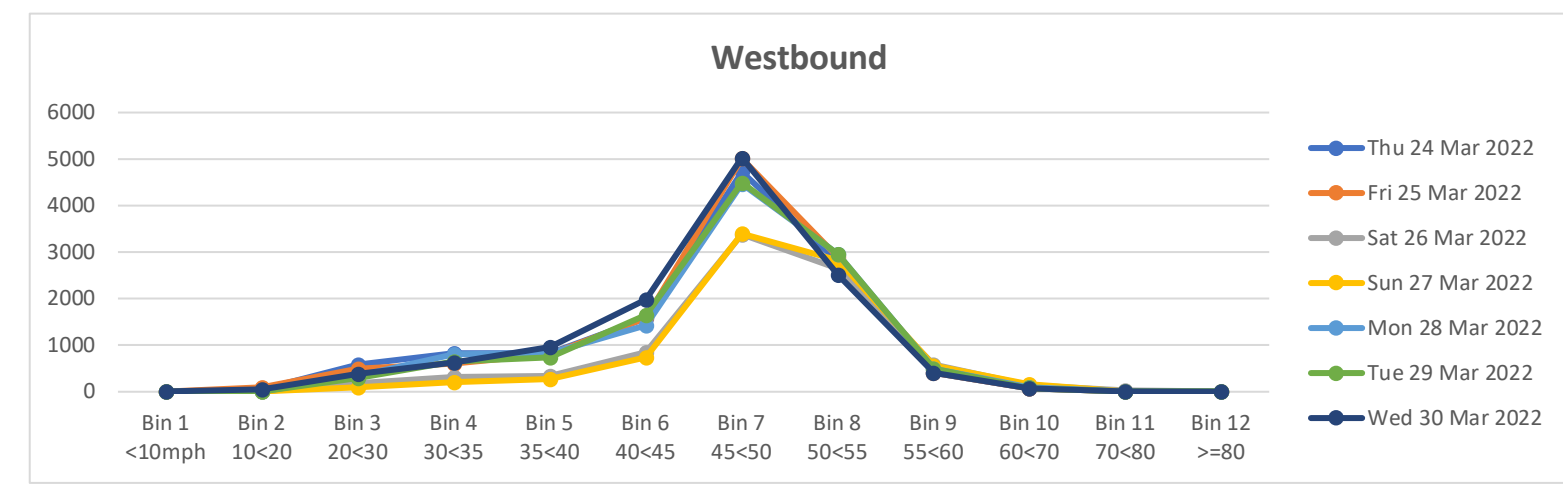
360 TSL Ltd



Direction: Westbound

	Total Volume	85th Percentile	Mean Average	Standard Deviation	Bin 1 <10mph	Bin 2 10<20	Bin 3 20<30	Bin 4 30<35	Bin 5 35<40	Bin 6 40<45	Bin 7 45<50	Bin 8 50<55	Bin 9 55<60	Bin 10 60<70	Bin 11 70<80	Bin 12 >=80
Thu 24 Mar 2022	11889	53.8	45.5	8.0	2	53	579	828	829	1580	4722	2811	397	78	7	3
Fri 25 Mar 2022	11997	54.0	45.9	7.8	3	93	487	610	800	1593	5012	2889	414	78	14	4
Sat 26 Mar 2022	8465	55.4	48.2	7.0	0	5	185	317	339	846	3382	2649	578	138	20	6
Sun 27 Mar 2022	8283	55.3	48.9	6.2	0	3	100	201	269	733	3396	2832	568	168	10	3
Mon 28 Mar 2022	11424	53.9	46.3	7.4	0	12	332	807	817	1435	4467	2963	493	87	10	1
Tue 29 Mar 2022	11365	53.9	46.6	7.1	0	10	296	644	731	1646	4495	2959	486	84	11	3
Wed 30 Mar 2022	12018	53.3	45.7	7.3	3	53	380	630	955	1974	5030	2512	397	76	8	0
5 Day Ave.	11739	53.8	46.0	7.5	2	44	415	704	826	1646	4745	2827	437	81	10	2
7 Day Ave.	10777	54.2	46.7	7.2	1	33	337	577	677	1401	4358	2802	476	101	11	3

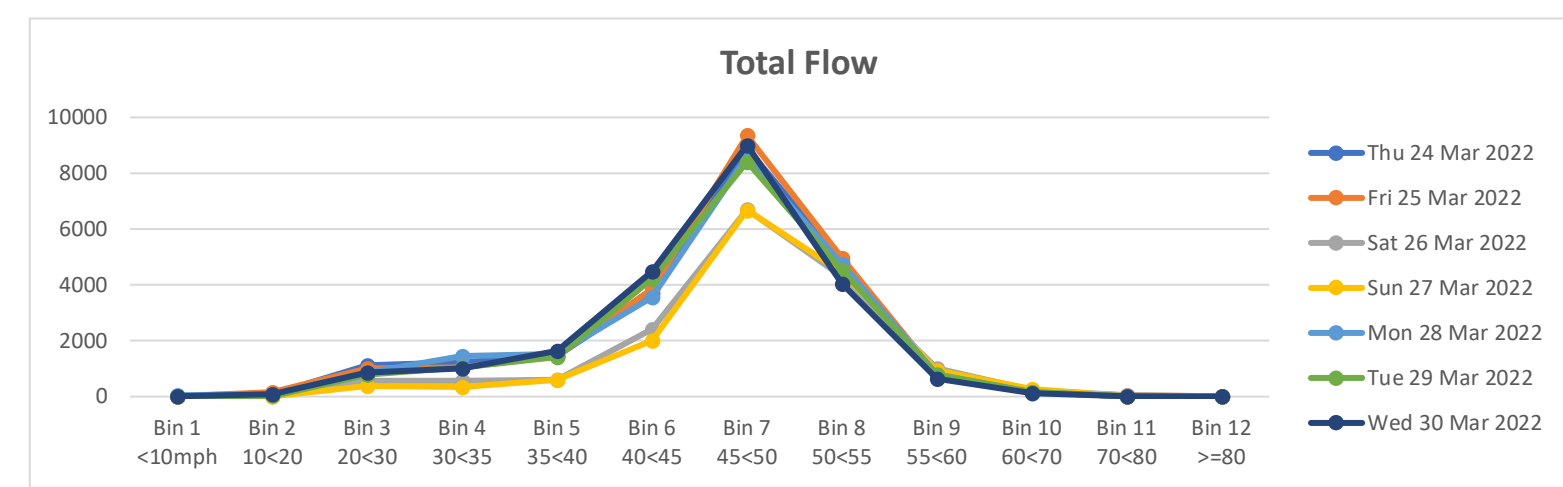
360 TSL Ltd



Direction: Total Flow

	Total Volume	85th Percentile	Mean Average	Standard Deviation	Bin 1 <10mph	Bin 2 10<20	Bin 3 20<30	Bin 4 30<35	Bin 5 35<40	Bin 6 40<45	Bin 7 45<50	Bin 8 50<55	Bin 9 55<60	Bin 10 60<70	Bin 11 70<80	Bin 12 >=80
Thu 24 Mar 2022	22310	53.7	45.5	7.9	4	97	1133	1216	1459	3722	8893	4807	783	168	15	13
Fri 25 Mar 2022	22862	53.8	45.7	7.8	9	153	1011	1050	1469	3847	9350	4978	797	159	31	8
Sat 26 Mar 2022	16535	55.1	47.4	7.4	0	24	579	567	594	2415	6700	4319	1026	247	46	18
Sun 27 Mar 2022	15683	54.9	47.9	6.7	2	14	381	344	588	2006	6682	4435	922	277	23	9
Mon 28 Mar 2022	21824	53.6	45.5	7.8	33	73	855	1456	1520	3571	8606	4748	773	164	21	4
Tue 29 Mar 2022	21449	53.3	45.8	7.2	0	29	784	1059	1430	4237	8408	4526	795	158	19	4
Wed 30 Mar 2022	21947	52.9	45.3	7.3	4	89	872	1021	1631	4495	9005	4039	644	131	16	0
5 Day Ave.	22078	53.4	45.6	7.6	10	88	931	1160	1502	3974	8852	4620	758	156	20	6
7 Day Ave.	20373	53.9	46.2	7.4	7	68	802	959	1242	3470	8235	4550	820	186	24	8

360 TSL Ltd



East Heckington ATC, A17 (Western Site)

Direction: Eastbound

	Total Volume	85th Percentile	Mean Average	Standard Deviation	Bin 1 <10mph	Bin 2 10<20	Bin 3 20<30	Bin 4 30<35	Bin 5 35<40	Bin 6 40<45	Bin 7 45<50	Bin 8 50<55	Bin 9 55<60	Bin 10 60<70	Bin 11 70<80	Bin 12 >=80
Thu 24 Mar 2022	1263	52.8	45.0	7.4	0	9	67	35	65	293	576	193	16	6	0	3
Fri 25 Mar 2022	1380	51.9	44.4	7.3	0	4	77	67	124	322	532	230	24	0	0	0
Sat 26 Mar 2022	1285	52.3	44.7	7.3	0	1	66	76	72	352	460	207	46	5	0	0
Sun 27 Mar 2022	1103	52.7	45.9	6.5	0	1	39	27	70	218	509	210	22	7	0	0
Mon 28 Mar 2022	1513	51.4	41.8	9.3	30	27	89	120	156	423	510	146	9	3	0	0
Tue 29 Mar 2022	1216	51.2	44.0	7.0	0	2	67	59	99	360	466	143	17	3	0	0
Wed 30 Mar 2022	1260	51.9	44.4	7.2	0	7	79	37	68	347	529	177	14	2	0	0
5 Day Ave.	1326	51.8	43.9	7.6	6	10	76	64	102	349	523	178	16	3	0	1
7 Day Ave.	1289	52.0	44.3	7.4	4	7	69	60	93	331	512	187	21	4	0	0

360 TSL Ltd

Direction: Westbound

	Total Volume	85th Percentile	Mean Average	Standard Deviation	Bin 1 <10mph	Bin 2 10<20	Bin 3 20<30	Bin 4 30<35	Bin 5 35<40	Bin 6 40<45	Bin 7 45<50	Bin 8 50<55	Bin 9 55<60	Bin 10 60<70	Bin 11 70<80	Bin 12 >=80
Thu 24 Mar 2022	1351	52.4	44.8	7.3	0	5	46	150	74	182	632	239	22	1	0	0
Fri 25 Mar 2022	1507	52.6	44.4	7.9	0	15	75	127	102	240	643	288	15	2	0	0
Sat 26 Mar 2022	1352	54.2	47.1	6.9	0	0	51	51	53	118	664	356	48	10	0	1
Sun 27 Mar 2022	1394	53.9	47.1	6.6	0	0	42	55	60	170	628	374	55	10	0	0
Mon 28 Mar 2022	1445	52.6	45.5	6.9	0	6	39	99	109	209	651	312	19	1	0	0
Tue 29 Mar 2022	1318	52.9	45.7	6.9	0	0	37	85	112	208	534	299	39	4	0	0
Wed 30 Mar 2022	1426	51.9	43.8	7.8	1	10	97	82	137	251	632	203	11	2	0	0
5 Day Ave.	1409	52.5	44.8	7.4	0	7	59	109	107	218	618	268	21	2	0	0
7 Day Ave.	1399	52.9	45.5	7.2	0	5	55	93	92	197	626	296	30	4	0	0

360 TSL Ltd

Direction: Total Flow

	Total Volume	85th Percentile	Mean Average	Standard Deviation	Bin 1 <10mph	Bin 2 10<20	Bin 3 20<30	Bin 4 30<35	Bin 5 35<40	Bin 6 40<45	Bin 7 45<50	Bin 8 50<55	Bin 9 55<60	Bin 10 60<70	Bin 11 70<80	Bin 12 >=80
Thu 24 Mar 2022	2614	52.6	44.9	7.4	0	14	113	185	139	475	1208	432	38	7	0	3
Fri 25 Mar 2022	2887	52.3	44.4	7.6	0	19	152	194	226	562	1175	518	39	2	0	0
Sat 26 Mar 2022	2637	53.4	45.9	7.2	0	1	117	127	125	470	1124	563	94	15	0	1
Sun 27 Mar 2022	2497	53.4	46.6	6.6	0	1	81	82	130	388	1137	584	77	17	0	0
Mon 28 Mar 2022	2958	52.3	43.6	8.4	30	33	128	219	265	632	1161	458	28	4	0	0
Tue 29 Mar 2022	2534	52.1	44.9	7.0	0	2	104	144	211	568	1000	442	56	7	0	0
Wed 30 Mar 2022	2686	51.9	44.1	7.5	1	17	176	119	205	598	1161	380	25	4	0	0
5 Day Ave.	2736	52.2	44.4	7.6	6	17	135	172	209	567	1141	446	37	5	0	1
7 Day Ave.	2688	52.6	44.9	7.4	4	12	124	153	186	528	1138	482	51	8	0	1

360 TSL Ltd

East Heckington ATC, A17 (Western Site)

Direction: Eastbound

	Total Volume	85th Percentile	Mean Average	Standard Deviation	Bin 1 <10mph	Bin 2 10<20	Bin 3 20<30	Bin 4 30<35	Bin 5 35<40	Bin 6 40<45	Bin 7 45<50	Bin 8 50<55	Bin 9 55<60	Bin 10 60<70	Bin 11 70<80	Bin 12 >=80
Thu 24 Mar 2022	1420	52.0	43.6	8.2	0	4	122	59	163	359	456	209	40	7	1	0
Fri 25 Mar 2022	1536	52.9	44.8	7.8	0	18	76	71	82	354	635	249	40	10	1	0
Sat 26 Mar 2022	1101	53.4	45.5	7.7	0	7	69	26	48	214	498	194	38	6	1	0
Sun 27 Mar 2022	1118	54.2	46.7	7.2	2	0	55	19	38	170	517	258	48	10	1	0
Mon 28 Mar 2022	1252	53.0	45.3	7.5	0	2	66	70	84	201	544	248	31	5	1	0
Tue 29 Mar 2022	1210	52.7	44.6	7.8	0	5	64	86	84	260	450	218	37	6	0	0
Wed 30 Mar 2022	1289	50.9	43.5	7.1	0	5	80	69	107	370	518	124	16	0	0	0
5 Day Ave.	1341	52.3	44.4	7.7	0	7	82	71	104	309	521	210	33	6	1	0
7 Day Ave.	1275	52.7	44.9	7.6	0	6	76	57	87	275	517	214	36	6	1	0

360 TSL Ltd

Direction: Westbound

	Total Volume	85th Percentile	Mean Average	Standard Deviation	Bin 1 <10mph	Bin 2 10<20	Bin 3 20<30	Bin 4 30<35	Bin 5 35<40	Bin 6 40<45	Bin 7 45<50	Bin 8 50<55	Bin 9 55<60	Bin 10 60<70	Bin 11 70<80	Bin 12 >=80
Thu 24 Mar 2022	1579	52.0	44.1	7.7	2	9	67	140	145	312	612	266	21	5	0	0
Fri 25 Mar 2022	1786	52.3	44.1	7.9	1	9	125	110	153	304	783	274	22	4	0	1
Sat 26 Mar 2022	1095	54.9	47.6	7.0	0	1	27	49	51	114	446	317	77	12	1	0
Sun 27 Mar 2022	1180	55.1	48.8	6.1	0	0	16	28	31	118	469	430	63	24	1	0
Mon 28 Mar 2022	1423	53.2	47.1	5.8	0	1	13	60	72	192	658	375	51	1	0	0
Tue 29 Mar 2022	1534	52.8	44.9	7.6	0	9	69	116	113	233	648	317	27	2	0	0
Wed 30 Mar 2022	1665	51.5	45.4	5.9	0	1	25	80	144	348	786	250	31	0	0	0
5 Day Ave.	1597	52.4	45.1	7.0	1	6	60	101	125	278	697	296	30	2	0	0
7 Day Ave.	1466	53.1	46.0	6.8	0	4	49	83	101	232	629	318	42	7	0	0

360 TSL Ltd

Direction: Total Flow

	Total Volume	85th Percentile	Mean Average	Standard Deviation	Bin 1 <10mph	Bin 2 10<20	Bin 3 20<30	Bin 4 30<35	Bin 5 35<40	Bin 6 40<45	Bin 7 45<50	Bin 8 50<55	Bin 9 55<60	Bin 10 60<70	Bin 11 70<80	Bin 12 >=80
Thu 24 Mar 2022	2999	52.0	43.8	7.9	2	13	189	199	308	671	1068	475	61	12	1	0
Fri 25 Mar 2022	3322	52.6	44.4	7.9	1	27	201	181	235	658	1418	523	62	14	1	1
Sat 26 Mar 2022	2196	54.2	46.5	7.4	0	8	96	75	99	328	944	511	115	18	2	0
Sun 27 Mar 2022	2298	54.8	47.8	6.7	2	0	71	47	69	288	986	688	111	34	2	0
Mon 28 Mar 2022	2675	53.2	46.3	6.7	0	3	79	130	156	393	1202	623	82	6	1	0
Tue 29 Mar 2022	2744	52.7	44.8	7.7	0	14	133	202	197	493	1098	535	64	8	0	0
Wed 30 Mar 2022	2954	51.4	44.6	6.5	0	6	105	149	251	718	1304	374	47	0	0	0
5 Day Ave.	2939	52.4	44.8	7.3	1	13	141	172	229	587	1218	506	63	8	1	0
7 Day Ave.	2741	53.0	45.5	7.3	1	10	125	140	188	507	1146	533	77	13	1	0

360 TSL Ltd

East Heckington ATC, A17 (Western Site)

Direction: Eastbound

24/03/2022

Hour Beginning	Total Volume	LIGHT	OGV1	OGV2	BUS
00:00	75	36	14	23	2
01:00	47	14	13	20	0
02:00	51	16	10	24	1
03:00	60	30	13	16	1
04:00	112	49	29	29	5
05:00	218	122	44	43	9
06:00	535	332	121	72	10
07:00	981	671	224	71	15
08:00	816	556	194	60	6
09:00	735	505	153	59	18
10:00	596	397	130	56	13
11:00	667	432	136	85	14
12:00	608	415	123	60	10
13:00	561	398	92	60	11
14:00	730	528	118	77	7
15:00	690	500	124	57	9
16:00	762	563	148	45	6
17:00	627	476	110	35	6
18:00	570	440	75	47	8
19:00	308	219	45	41	3
20:00	237	159	45	32	1
21:00	195	134	26	35	0
22:00	141	87	21	30	3
23:00	99	58	18	22	1
Total					
12H(7-19)	8343	5881	1627	712	123
16H(6-22)	9618	6725	1864	892	137
18H(6-24)	9858	6870	1903	944	141
24H(0-24)	10421	7137	2026	1099	159
AM Peak	07:00 981	07:00 671	07:00 224	11:00 85	09:00 18
PM Peak	16:00 762	16:00 563	16:00 148	14:00 77	13:00 11

360 TSL Ltd

Direction: Westbound

Hour Beginning	Total Volume	LIGHT	OGV1	OGV2	BUS
00:00	68	41	10	16	1
01:00	92	56	8	27	1
02:00	108	77	7	22	2
03:00	120	87	9	23	1
04:00	239	189	16	29	5
05:00	509	439	40	29	1
06:00	625	528	69	26	2
07:00	764	656	89	15	4
08:00	775	656	96	18	5
09:00	784	640	113	25	6
10:00	662	532	97	25	8
11:00	689	520	117	41	11
12:00	652	507	103	35	7
13:00	721	556	130	20	15
14:00	796	631	142	16	7
15:00	783	632	127	19	5
16:00	902	740	140	14	8
17:00	903	798	94	10	1
18:00	623	560	51	11	1
19:00	390	338	39	12	1
20:00	263	226	25	11	1
21:00	179	146	18	11	4
22:00	136	119	10	7	0
23:00	106	85	11	10	0
Total					
12H(7-19)	9054	7428	1299	249	78
16H(6-22)	10511	8666	1450	309	86
18H(6-24)	10753	8870	1471	326	86
24H(0-24)	11889	9759	1561	472	97
AM Peak	09:00 784	07:00 656	11:00 117	11:00 41	11:00 11
PM Peak	17:00 903	17:00 798	14:00 142	12:00 35	13:00 15

360 TSL Ltd

Direction: Total Flow

Hour Beginning	Total Volume	LIGHT	OGV1	OGV2	BUS
00:00	143	77	24	39	3
01:00	139	70	21	47	1
02:00	159	93	17	46	3
03:00	180	117	22	39	2
04:00	351	238	45	58	10
05:00	727	561	84	72	10
06:00	1160	860	190	98	12
07:00	1745	1327	313	86	19
08:00	1591	1212	290	78	11
09:00	1519	1145	266	84	24
10:00	1258	929	227	81	21
11:00	1356	952	253	126	25
12:00	1260	922	226	95	17
13:00	1282	954	222	80	26
14:00	1526	1159	260	93	14
15:00	1473	1132	251	76	14
16:00	1664	1303	288	59	14
17:00	1530	1274	204	45	7
18:00	1193	1000	126	58	9
19:00	698	557	84	53	4
20:00	500	385	70	43	2
21:00	374	280	44	46	4
22:00	277	206	31	37	3
23:00	205	143	29	32	1
Total					
12H(7-19)	17397	13309	2926	961	201
16H(6-22)	20129	15391	3314	1201	223
18H(6-24)	20611	15740	3374	1270	227
24H(0-24)	22310	16896	3587	1571	256
AM Peak	07:00 1745	07:00 1327	07:00 313	11:00 126	11:00 25
PM Peak	16:00 1664	16:00 1303	16:00 288	12:00 95	13:00 26

360 TSL Ltd

East Heckington ATC, A17 (Western Site)

Direction: Eastbound

25/03/2022

Hour Beginning	Total Volume	LIGHT	OGV1	OGV2	BUS
00:00	63	23	11	28	1
01:00	52	18	11	21	2
02:00	53	23	11	16	3
03:00	50	24	15	9	2
04:00	106	41	22	38	5
05:00	233	126	51	46	10
06:00	550	348	120	74	8
07:00	870	608	182	63	17
08:00	727	484	170	59	14
09:00	665	449	129	72	15
10:00	707	519	114	65	9
11:00	673	499	112	55	7
12:00	739	544	124	59	12
13:00	735	560	117	49	9
14:00	755	565	131	53	6
15:00	781	597	124	57	3
16:00	740	607	99	27	7
17:00	681	552	90	35	4
18:00	599	496	63	36	4
19:00	375	290	52	32	1
20:00	291	236	36	18	1
21:00	180	124	25	29	2
22:00	157	119	18	19	1
23:00	83	51	15	17	0
Total					
12H(7-19)	8672	6480	1455	630	107
16H(6-22)	10068	7478	1688	783	119
18H(6-24)	10308	7648	1721	819	120
24H(0-24)	10865	7903	1842	977	143
AM Peak	07:00	07:00	07:00	06:00	07:00
	870	608	182	74	17
PM Peak	15:00	16:00	14:00	12:00	12:00
	781	607	131	59	12

360 TSL Ltd

Direction: Westbound

Hour Beginning	Total Volume	LIGHT	OGV1	OGV2	BUS
00:00	75	41	11	20	3
01:00	80	54	7	16	3
02:00	118	85	12	21	0
03:00	118	84	16	16	2
04:00	222	172	22	25	3
05:00	425	370	32	21	2
06:00	546	451	73	20	2
07:00	754	657	81	13	3
08:00	803	679	99	18	7
09:00	716	578	102	27	9
10:00	743	605	97	29	12
11:00	764	613	110	32	9
12:00	822	651	130	35	6
13:00	847	697	122	23	5
14:00	902	757	124	15	6
15:00	884	726	133	20	5
16:00	869	731	120	12	6
17:00	779	687	79	11	2
18:00	556	497	54	4	1
19:00	328	275	43	7	3
20:00	275	234	31	9	1
21:00	164	140	12	12	0
22:00	124	103	10	10	1
23:00	83	56	15	12	0
Total					
12H(7-19)	9439	7878	1251	239	71
16H(6-22)	10752	8978	1410	287	77
18H(6-24)	10959	9137	1435	309	78
24H(0-24)	11997	9943	1535	428	91
AM Peak	08:00	08:00	11:00	11:00	10:00
	803	679	110	32	12
PM Peak	14:00	14:00	15:00	12:00	12:00
	902	757	133	35	6

360 TSL Ltd

Direction: Total Flow

Hour Beginning	Total Volume	LIGHT	OGV1	OGV2	BUS
00:00	138	64	22	48	4
01:00	132	72	18	37	5
02:00	171	108	23	37	3
03:00	168	108	31	25	4
04:00	328	213	44	63	8
05:00	658	496	83	67	12
06:00	1096	799	193	94	10
07:00	1624	1265	263	76	20
08:00	1530	1163	269	77	21
09:00	1381	1027	231	99	24
10:00	1450	1124	211	94	21
11:00	1437	1112	222	87	16
12:00	1561	1195	254	94	18
13:00	1582	1257	239	72	14
14:00	1657	1322	255	68	12
15:00	1665	1323	257	77	8
16:00	1609	1338	219	39	13
17:00	1460	1239	169	46	6
18:00	1155	993	117	40	5
19:00	703	565	95	39	4
20:00	566	470	67	27	2
21:00	344	264	37	41	2
22:00	281	222	28	29	2
23:00	166	107	30	29	0
Total					
12H(7-19)	18111	14358	2706	869	178
16H(6-22)	20820	16456	3098	1070	196
18H(6-24)	21267	16785	3156	1128	198
24H(0-24)	22862	17846	3377	1405	234
AM Peak	07:00	07:00	08:00	09:00	09:00
	1624	1265	269	99	24
PM Peak	15:00	16:00	15:00	12:00	12:00
	1665	1338	257	94	18

360 TSL Ltd

East Heckington ATC, A17 (Western Site)

Direction: Eastbound

26/03/2022

Hour Beginning	Total Volume	LIGHT	OGV1	OGV2	BUS
00:00	62	37	10	14	1
01:00	39	14	7	18	0
02:00	47	20	14	11	2
03:00	47	19	13	15	0
04:00	67	28	19	18	2
05:00	120	69	30	18	3
06:00	226	149	36	37	4
07:00	326	232	73	16	5
08:00	458	350	82	23	3
09:00	613	497	87	25	4
10:00	650	565	66	17	2
11:00	635	524	89	22	0
12:00	658	544	81	31	2
13:00	590	506	63	21	0
14:00	549	474	54	19	2
15:00	552	453	74	22	3
16:00	487	411	58	17	1
17:00	522	425	73	20	4
18:00	469	395	54	20	0
19:00	287	232	37	17	1
20:00	237	189	32	16	0
21:00	209	154	34	21	0
22:00	121	103	10	7	1
23:00	99	73	14	11	1
Total					
12H(7-19)	6509	5376	854	253	26
16H(6-22)	7468	6100	993	344	31
18H(6-24)	7688	6276	1017	362	33
24H(0-24)	8070	6463	1110	456	41
AM Peak	10:00	10:00	11:00	06:00	07:00
	650	565	89	37	5
PM Peak	12:00	12:00	12:00	12:00	17:00
	658	544	81	31	4

360 TSL Ltd

Direction: Westbound

Hour Beginning	Total Volume	LIGHT	OGV1	OGV2	BUS
00:00	60	38	9	13	0
01:00	54	36	4	13	1
02:00	69	47	8	14	0
03:00	91	59	12	18	2
04:00	142	114	17	9	2
05:00	238	193	27	16	2
06:00	266	211	43	11	1
07:00	452	380	57	14	1
08:00	540	473	54	12	1
09:00	621	539	63	17	2
10:00	638	564	59	12	3
11:00	714	635	69	9	1
12:00	650	569	69	11	1
13:00	580	489	82	7	2
14:00	551	481	60	10	0
15:00	544	487	54	3	0
16:00	501	428	70	3	0
17:00	475	423	45	5	2
18:00	462	411	46	4	1
19:00	297	262	32	2	1
20:00	217	180	31	6	0
21:00	120	93	22	5	0
22:00	110	91	11	8	0
23:00	73	63	2	8	0
Total					
12H(7-19)	6728	5879	728	107	14
16H(6-22)	7628	6625	856	131	16
18H(6-24)	7811	6779	869	147	16
24H(0-24)	8465	7266	946	230	23
AM Peak	11:00	11:00	11:00	03:00	10:00
	714	635	69	18	3
PM Peak	12:00	12:00	13:00	12:00	13:00
	650	569	82	11	2

360 TSL Ltd

Direction: Total Flow

Hour Beginning	Total Volume	LIGHT	OGV1	OGV2	BUS
00:00	122	75	19	27	1
01:00	93	50	11	31	1
02:00	116	67	22	25	2
03:00	138	78	25	33	2
04:00	209	142	36	27	4
05:00	358	262	57	34	5
06:00	492	360	79	48	5
07:00	778	612	130	30	6
08:00	998	823	136	35	4
09:00	1234	1036	150	42	6
10:00	1288	1129	125	29	5
11:00	1349	1159	158	31	1
12:00	1308	1113	150	42	3
13:00	1170	995	145	28	2
14:00	1100	955	114	29	2
15:00	1096	940	128	25	3
16:00	988	839	128	20	1
17:00	997	848	118	25	6
18:00	931	806	100	24	1
19:00	584	494	69	19	2
20:00	454	369	63	22	0
21:00	329	247	56	26	0
22:00	231	194	21	15	1
23:00	172	136	16	19	1
Total					
12H(7-19)	13237	11255	1582	360	40
16H(6-22)	15096	12725	1849	475	47
18H(6-24)	15499	13055	1886	509	49
24H(0-24)	16535	13729	2056	686	64
AM Peak	11:00	11:00	11:00	06:00	07:00
	1349	1159	158	48	6
PM Peak	12:00	12:00	12:00	12:00	17:00
	1308	1113	150	42	6

360 TSL Ltd

East Heckington ATC, A17 (Western Site)

Direction: Eastbound

27/03/2022

Hour Beginning	Total Volume	LIGHT	OGV1	OGV2	BUS
00:00	61	47	7	7	0
01:00	44	23	12	9	0
02:00	0	0	0	0	0
03:00	34	16	9	7	2
04:00	33	21	5	7	0
05:00	56	28	14	14	0
06:00	107	82	15	9	1
07:00	143	90	36	15	2
08:00	209	155	36	18	0
09:00	397	322	62	13	0
10:00	489	411	61	14	3
11:00	614	538	63	13	0
12:00	676	573	81	18	4
13:00	581	493	63	22	3
14:00	576	508	51	14	3
15:00	542	476	46	16	4
16:00	601	519	60	20	2
17:00	561	473	66	21	1
18:00	559	485	48	24	2
19:00	397	331	45	21	0
20:00	303	242	37	24	0
21:00	234	172	45	16	1
22:00	108	80	15	12	1
23:00	75	56	4	14	1
Total					
12H(7-19)	5948	5043	673	208	24
16H(6-22)	6989	5870	815	278	26
18H(6-24)	7172	6006	834	304	28
24H(0-24)	7400	6141	881	348	30
AM Peak	11:00	11:00	11:00	08:00	10:00
	614	538	63	18	3
PM Peak	12:00	12:00	12:00	18:00	12:00
	676	573	81	24	4

360 TSL Ltd

Direction: Westbound

Hour Beginning	Total Volume	LIGHT	OGV1	OGV2	BUS
00:00	56	31	15	10	0
01:00	54	35	4	14	1
02:00	0	0	0	0	0
03:00	47	20	8	19	0
04:00	108	91	4	12	1
05:00	132	103	19	10	0
06:00	169	131	29	8	1
07:00	220	178	31	11	0
08:00	328	272	48	6	2
09:00	559	495	59	5	0
10:00	608	542	59	7	0
11:00	786	715	64	6	1
12:00	661	606	47	6	2
13:00	662	591	61	10	0
14:00	592	533	54	4	1
15:00	588	519	59	8	2
16:00	632	587	37	6	2
17:00	497	448	46	1	2
18:00	496	451	41	2	2
19:00	441	386	53	2	0
20:00	305	262	35	7	1
21:00	174	149	16	9	0
22:00	100	82	13	5	0
23:00	68	41	12	14	1
Total					
12H(7-19)	6629	5937	606	72	14
16H(6-22)	7718	6865	739	98	16
18H(6-24)	7886	6988	764	117	17
24H(0-24)	8283	7268	814	182	19
AM Peak	11:00	11:00	11:00	03:00	08:00
	786	715	64	19	2
PM Peak	13:00	12:00	13:00	23:00	12:00
	662	606	61	14	2

360 TSL Ltd

Direction: Total Flow

Hour Beginning	Total Volume	LIGHT	OGV1	OGV2	BUS
00:00	117	78	22	17	0
01:00	98	58	16	23	1
02:00	0	0	0	0	0
03:00	81	36	17	26	2
04:00	141	112	9	19	1
05:00	188	131	33	24	0
06:00	276	213	44	17	2
07:00	363	268	67	26	2
08:00	537	427	84	24	2
09:00	956	817	121	18	0
10:00	1097	953	120	21	3
11:00	1400	1253	127	19	1
12:00	1337	1179	128	24	6
13:00	1243	1084	124	32	3
14:00	1168	1041	105	18	4
15:00	1130	995	105	24	6
16:00	1233	1106	97	26	4
17:00	1058	921	112	22	3
18:00	1055	936	89	26	4
19:00	838	717	98	23	0
20:00	608	504	72	31	1
21:00	408	321	61	25	1
22:00	208	162	28	17	1
23:00	143	97	16	28	2
Total					
12H(7-19)	12577	10980	1279	280	38
16H(6-22)	14707	12735	1554	376	42
18H(6-24)	15058	12994	1598	421	45
24H(0-24)	15683	13409	1695	530	49
AM Peak	11:00	11:00	11:00	03:00	10:00
	1400	1253	127	26	3
PM Peak	12:00	12:00	12:00	13:00	12:00
	1337	1179	128	32	6

360 TSL Ltd

East Heckington ATC, A17 (Western Site)

Direction: Eastbound

28/03/2022

Hour Beginning	Total Volume	LIGHT	OGV1	OGV2	BUS
00:00	58	30	10	17	1
01:00	26	11	4	11	0
02:00	35	14	13	8	0
03:00	48	24	12	11	1
04:00	80	47	13	18	2
05:00	221	149	46	21	5
06:00	556	370	120	53	13
07:00	1052	786	214	36	16
08:00	877	595	205	63	14
09:00	698	455	163	62	18
10:00	769	543	149	67	10
11:00	744	541	126	64	13
12:00	682	474	118	81	9
13:00	630	479	93	54	4
14:00	633	450	109	66	8
15:00	619	452	110	49	8
16:00	703	518	126	53	6
17:00	648	502	111	33	2
18:00	492	370	65	54	3
19:00	262	183	47	28	4
20:00	188	128	30	29	1
21:00	155	103	27	24	1
22:00	152	109	20	21	2
23:00	72	46	9	17	0
Total					
12H(7-19)	8547	6165	1589	682	111
16H(6-22)	9708	6949	1813	816	130
18H(6-24)	9932	7104	1842	854	132
24H(0-24)	10400	7379	1940	940	141
AM Peak	07:00	07:00	07:00	10:00	09:00
	1052	786	214	67	18
PM Peak	16:00	16:00	16:00	12:00	12:00
	703	518	126	81	9

360 TSL Ltd

Direction: Westbound

Hour Beginning	Total Volume	LIGHT	OGV1	OGV2	BUS
00:00	54	41	3	10	0
01:00	42	22	8	11	1
02:00	87	59	6	22	0
03:00	146	105	18	23	0
04:00	231	189	19	21	2
05:00	472	411	43	17	1
06:00	555	467	63	21	4
07:00	856	771	80	2	3
08:00	777	692	77	5	3
09:00	714	607	84	21	2
10:00	658	545	87	24	2
11:00	787	632	115	32	8
12:00	680	544	100	27	9
13:00	745	573	124	37	11
14:00	667	501	127	36	3
15:00	756	576	142	31	7
16:00	822	651	147	20	4
17:00	870	726	110	30	4
18:00	568	483	69	13	3
19:00	356	307	38	9	2
20:00	248	213	26	8	1
21:00	150	121	22	7	0
22:00	97	75	15	7	0
23:00	86	64	5	16	1
Total					
12H(7-19)	8900	7301	1262	278	59
16H(6-22)	10209	8409	1411	323	66
18H(6-24)	10392	8548	1431	346	67
24H(0-24)	11424	9375	1528	450	71
AM Peak	07:00	07:00	11:00	11:00	11:00
	856	771	115	32	8
PM Peak	17:00	17:00	16:00	13:00	13:00
	870	726	147	37	11

360 TSL Ltd

Direction: Total Flow

Hour Beginning	Total Volume	LIGHT	OGV1	OGV2	BUS
00:00	112	71	13	27	1
01:00	68	33	12	22	1
02:00	122	73	19	30	0
03:00	194	129	30	34	1
04:00	311	236	32	39	4
05:00	693	560	89	38	6
06:00	1111	837	183	74	17
07:00	1908	1557	294	38	19
08:00	1654	1287	282	68	17
09:00	1412	1062	247	83	20
10:00	1427	1088	236	91	12
11:00	1531	1173	241	96	21
12:00	1362	1018	218	108	18
13:00	1375	1052	217	91	15
14:00	1300	951	236	102	11
15:00	1375	1028	252	80	15
16:00	1525	1169	273	73	10
17:00	1518	1228	221	63	6
18:00	1060	853	134	67	6
19:00	618	490	85	37	6
20:00	436	341	56	37	2
21:00	305	224	49	31	1
22:00	249	184	35	28	2
23:00	158	110	14	33	1
Total					
12H(7-19)	17447	13466	2851	960	170
16H(6-22)	19917	15358	3224	1139	196
18H(6-24)	20324	15652	3273	1200	199
24H(0-24)	21824	16754	3468	1390	212
AM Peak	07:00	07:00	07:00	11:00	11:00
	1908	1557	294	96	21
PM Peak	16:00	17:00	16:00	12:00	12:00
	1525	1228	273	108	18

360 TSL Ltd

East Heckington ATC, A17 (Western Site)

Direction: Eastbound

29/03/2022

Hour Beginning	Total Volume	LIGHT	OGV1	OGV2	BUS
00:00	32	16	3	13	0
01:00	36	12	10	11	3
02:00	45	15	12	16	2
03:00	48	16	22	10	0
04:00	101	51	18	29	3
05:00	222	130	48	36	8
06:00	507	320	102	76	9
07:00	1047	767	218	52	10
08:00	854	588	199	52	15
09:00	734	463	184	70	17
10:00	647	426	149	59	13
11:00	569	379	131	52	7
12:00	652	440	121	84	7
13:00	604	424	108	60	12
14:00	591	415	114	53	9
15:00	619	444	109	65	1
16:00	703	522	129	39	13
17:00	696	535	117	41	3
18:00	460	349	78	30	3
19:00	293	194	55	43	1
20:00	203	149	31	22	1
21:00	189	127	28	31	3
22:00	152	103	23	25	1
23:00	80	47	12	20	1
Total					
12H(7-19)	8176	5752	1657	657	110
16H(6-22)	9368	6542	1873	829	124
18H(6-24)	9600	6692	1908	874	126
24H(0-24)	10084	6932	2021	989	142
AM Peak	07:00	07:00	07:00	06:00	09:00
	1047	767	218	76	17
PM Peak	16:00	17:00	16:00	12:00	16:00
	703	535	129	84	13

360 TSL Ltd

Direction: Westbound

Hour Beginning	Total Volume	LIGHT	OGV1	OGV2	BUS
00:00	79	60	9	9	1
01:00	77	55	6	16	0
02:00	90	69	5	15	1
03:00	127	84	18	24	1
04:00	221	167	19	31	4
05:00	418	354	39	22	3
06:00	524	435	70	14	5
07:00	822	728	79	9	6
08:00	838	735	93	8	2
09:00	630	537	71	21	1
10:00	627	528	62	32	5
11:00	691	550	109	27	5
12:00	681	543	103	25	10
13:00	782	620	115	40	7
14:00	747	577	127	32	11
15:00	787	623	134	23	7
16:00	836	669	139	20	8
17:00	796	696	90	9	1
18:00	541	492	44	5	0
19:00	340	292	36	11	1
20:00	275	248	20	6	1
21:00	215	196	16	3	0
22:00	131	109	14	8	0
23:00	90	66	9	15	0
Total					
12H(7-19)	8778	7298	1166	251	63
16H(6-22)	10132	8469	1308	285	70
18H(6-24)	10353	8644	1331	308	70
24H(0-24)	11365	9433	1427	425	80
AM Peak	08:00	08:00	11:00	10:00	07:00
	838	735	109	32	6
PM Peak	16:00	17:00	16:00	13:00	14:00
	836	696	139	40	11

360 TSL Ltd

Direction: Total Flow

Hour Beginning	Total Volume	LIGHT	OGV1	OGV2	BUS
00:00	111	76	12	22	1
01:00	113	67	16	27	3
02:00	135	84	17	31	3
03:00	175	100	40	34	1
04:00	322	218	37	60	7
05:00	640	484	87	58	11
06:00	1031	755	172	90	14
07:00	1869	1495	297	61	16
08:00	1692	1323	292	60	17
09:00	1364	1000	255	91	18
10:00	1274	954	211	91	18
11:00	1260	929	240	79	12
12:00	1333	983	224	109	17
13:00	1386	1044	223	100	19
14:00	1338	992	241	85	20
15:00	1406	1067	243	88	8
16:00	1539	1191	268	59	21
17:00	1492	1231	207	50	4
18:00	1001	841	122	35	3
19:00	633	486	91	54	2
20:00	478	397	51	28	2
21:00	404	323	44	34	3
22:00	283	212	37	33	1
23:00	170	113	21	35	1
Total					
12H(7-19)	16954	13050	2823	908	173
16H(6-22)	19500	15011	3181	1114	194
18H(6-24)	19953	15336	3239	1182	196
24H(0-24)	21449	16365	3448	1414	222
AM Peak	07:00	07:00	07:00	09:00	09:00
	1869	1495	297	91	18
PM Peak	16:00	17:00	16:00	12:00	16:00
	1539	1231	268	109	21

360 TSL Ltd

East Heckington ATC, A17 (Western Site)

Direction: Eastbound

30/03/2022

Hour Beginning	Total Volume	LIGHT	OGV1	OGV2	BUS
00:00	66	33	12	20	1
01:00	44	16	10	18	0
02:00	40	19	6	14	1
03:00	60	22	15	21	2
04:00	98	46	23	26	3
05:00	221	120	47	47	7
06:00	480	313	102	54	11
07:00	915	659	187	55	14
08:00	877	600	204	54	19
09:00	691	445	169	66	11
10:00	643	435	134	63	11
11:00	617	419	122	67	9
12:00	598	422	108	60	8
13:00	586	408	114	55	9
14:00	656	464	124	56	12
15:00	633	475	99	54	5
16:00	709	521	122	56	10
17:00	622	488	96	34	4
18:00	505	396	70	35	4
19:00	302	205	62	34	1
20:00	202	137	35	28	2
21:00	170	104	33	31	2
22:00	114	74	14	26	0
23:00	80	38	14	26	2
Total					
12H(7-19)	8052	5732	1549	655	116
16H(6-22)	9206	6491	1781	802	132
18H(6-24)	9400	6603	1809	854	134
24H(0-24)	9929	6859	1922	1000	148
AM Peak	07:00	07:00	08:00	11:00	08:00
	915	659	204	67	19
PM Peak	16:00	16:00	14:00	12:00	14:00
	709	521	124	60	12

360 TSL Ltd

Direction: Westbound

Hour Beginning	Total Volume	LIGHT	OGV1	OGV2	BUS
00:00	86	72	10	4	0
01:00	94	66	6	21	1
02:00	114	89	6	19	0
03:00	177	128	28	18	3
04:00	253	196	28	29	0
05:00	385	323	31	29	2
06:00	567	456	89	17	5
07:00	808	691	94	20	3
08:00	712	604	84	22	2
09:00	656	535	85	28	8
10:00	675	549	86	30	10
11:00	751	620	94	32	5
12:00	771	671	82	14	4
13:00	893	767	100	15	11
14:00	869	773	77	14	5
15:00	796	676	107	8	5
16:00	944	844	86	11	3
17:00	931	857	66	6	2
18:00	584	537	44	2	1
19:00	318	284	29	5	0
20:00	271	244	13	13	1
21:00	165	147	12	6	0
22:00	106	94	8	3	1
23:00	92	78	8	6	0
Total					
12H(7-19)	9390	8124	1005	202	59
16H(6-22)	10711	9255	1148	243	65
18H(6-24)	10909	9427	1164	252	66
24H(0-24)	12018	10301	1273	372	72
AM Peak	07:00	07:00	07:00	11:00	10:00
	808	691	94	32	10
PM Peak	16:00	17:00	15:00	13:00	13:00
	944	857	107	15	11

360 TSL Ltd

Direction: Total Flow

Hour Beginning	Total Volume	LIGHT	OGV1	OGV2	BUS
00:00	152	105	22	24	1
01:00	138	82	16	39	1
02:00	154	108	12	33	1
03:00	237	150	43	39	5
04:00	351	242	51	55	3
05:00	606	443	78	76	9
06:00	1047	769	191	71	16
07:00	1723	1350	281	75	17
08:00	1589	1204	288	76	21
09:00	1347	980	254	94	19
10:00	1318	984	220	93	21
11:00	1368	1039	216	99	14
12:00	1369	1093	190	74	12
13:00	1479	1175	214	70	20
14:00	1525	1237	201	70	17
15:00	1429	1151	206	62	10
16:00	1653	1365	208	67	13
17:00	1553	1345	162	40	6
18:00	1089	933	114	37	5
19:00	620	489	91	39	1
20:00	473	381	48	41	3
21:00	335	251	45	37	2
22:00	220	168	22	29	1
23:00	172	116	22	32	2
Total					
12H(7-19)	17442	13856	2554	857	175
16H(6-22)	19917	15746	2929	1045	197
18H(6-24)	20309	16030	2973	1106	200
24H(0-24)	21947	17160	3195	1372	220
AM Peak	07:00	07:00	08:00	11:00	08:00
	1723	1350	288	99	21
PM Peak	16:00	16:00	13:00	12:00	13:00
	1653	1365	214	74	20

360 TSL Ltd

East Heckington ATC, A17 (Western Site)

Direction: Eastbound

24/03/2022

Hour Beginning	Total Volume	85th Percentile	Mean Average	Standard Deviation	Bin 1 <10mph	Bin 2 10<20	Bin 3 20<30	Bin 4 30<35	Bin 5 35<40	Bin 6 40<45	Bin 7 45<50	Bin 8 50<55	Bin 9 55<60	Bin 10 60<70	Bin 11 70<80	Bin 12 >=80
00:00	75	59.2	51.3	7.5	0	0	2	0	1	7	17	30	13	4	1	0
01:00	47	60.4	52.5	7.6	0	0	1	1	0	2	8	20	12	2	1	0
02:00	51	58.3	47.6	10.3	0	1	4	1	1	3	22	9	7	3	0	0
03:00	60	59.8	51.5	8.0	0	0	2	2	1	1	12	22	17	3	0	0
04:00	112	59.6	50.9	8.4	0	1	3	2	0	10	25	45	16	10	0	0
05:00	218	60.1	49.7	10.0	0	0	10	7	4	19	65	84	16	5	2	6
06:00	535	54.9	46.3	8.2	0	5	27	33	10	61	230	135	29	5	0	0
07:00	981	51.6	44.0	7.4	1	1	51	73	79	247	369	138	20	2	0	0
08:00	816	51.2	44.3	6.6	0	4	30	31	76	237	328	96	13	1	0	0
09:00	735	52.3	44.0	8.0	0	10	52	24	52	167	311	110	8	1	0	0
10:00	596	52.6	45.2	7.2	0	2	32	16	36	136	257	101	12	4	0	0
11:00	667	52.9	44.9	7.7	0	7	35	19	29	157	319	92	4	2	0	3
12:00	608	52.9	45.0	7.6	0	1	43	23	32	116	258	121	14	0	0	0
13:00	561	53.0	44.7	8.0	0	4	37	21	34	132	222	87	18	6	0	0
14:00	730	50.9	42.0	8.6	0	3	79	47	117	198	180	86	13	6	1	0
15:00	690	52.8	45.3	7.3	0	1	43	12	46	161	276	123	27	1	0	0
16:00	762	52.9	45.4	7.2	1	2	33	37	51	134	336	148	18	2	0	0
17:00	627	53.8	46.8	6.7	0	1	19	19	28	105	268	158	24	4	1	0
18:00	570	53.9	46.3	7.3	0	0	33	9	20	105	261	111	27	3	0	1
19:00	308	53.4	47.4	5.8	0	0	6	3	9	61	141	71	14	3	0	0
20:00	237	55.4	49.0	6.2	0	0	5	2	0	29	111	66	17	6	1	0
21:00	195	55.9	49.4	6.3	0	0	3	2	2	28	70	64	20	6	0	0
22:00	141	56.6	49.1	7.3	0	1	3	3	2	11	55	51	9	6	0	0
23:00	99	58.0	50.8	7.0	0	0	1	1	0	15	30	28	18	5	1	0
Total																
2H(10-12)	1263	52.8	45.0	7.4	0	9	67	35	65	293	576	193	16	6	0	3
2H(14-16)	1420	52.0	43.6	8.2	0	4	122	59	163	359	456	209	40	7	1	0
12H(7-19)	8343	52.6	44.7	7.6	2	36	487	331	600	1895	3385	1371	198	32	2	4
24H(0-24)	10421	53.6	45.5	7.8	2	44	554	388	630	2142	4171	1996	386	90	8	10
AM Peak	07:00	01:00	01:00	02:00	07:00	09:00	09:00	07:00	07:00	07:00	07:00	07:00	06:00	04:00	05:00	05:00
	981	60.4	52.5	10.3	1	10	52	73	79	247	369	138	29	10	2	6
PM Peak	16:00	23:00	23:00	14:00	16:00	13:00	14:00	14:00	14:00	14:00	16:00	17:00	15:00	13:00	14:00	18:00
	762	58.0	50.8	8.6	1	4	79	47	117	198	336	158	27	6	1	1

360 TSL Ltd

Direction: Westbound

Hour Beginning	Total Volume	85th Percentile	Mean Average	Standard Deviation	Bin 1 <10mph	Bin 2 10<20	Bin 3 20<30	Bin 4 30<35	Bin 5 35<40	Bin 6 40<45	Bin 7 45<50	Bin 8 50<55	Bin 9 55<60	Bin 10 60<70	Bin 11 70<80	Bin 12 >=80
00:00	68	57.1	52.5	4.4	0	0	0	0	1	1	12	42	9	3	0	0
01:00	92	56.2	51.1	5.0	0	0	0	0	2	5	27	45	12	0	1	0
02:00	108	56.9	51.0	5.7	0	0	0	3	1	4	25	65	9	0	0	1
03:00	120	56.5	51.9	4.4	0	0	0	0	1	3	33	62	17	4	0	0
04:00	239	56.2	50.3	5.8	0	0	0	4	13	14	65	109	29	5	0	0
05:00	509	52.4	41.7	10.4	0	0	104	38	36	76	146	92	12	4	1	0
06:00	625	55.4	45.5	9.6	0	13	41	48	38	30	234	192	20	8	1	0
07:00	764	54.5	46.7	7.5	0	0	41	21	53	89	271	257	29	3	0	0
08:00	775	54.1	47.5	6.3	0	0	18	27	32	84	338	245	25	6	0	0
09:00	784	53.3	44.4	8.6	0	1	59	92	49	61	328	175	15	4	0	0
10:00	662	52.4	44.7	7.4	0	5	26	61	31	112	307	110	10	0	0	0
11:00	689	52.4	44.9	7.3	0	0	20	89	43	70	325	129	12	1	0	0
12:00	652	52.4	43.5	8.7	0	10	47	54	63	101	254	108	15	0	0	0
13:00	721	52.6	43.4	8.9	0	8	73	59	33	117	302	114	13	2	0	0
14:00	796	51.8	43.2	8.3	2	9	39	92	75	158	287	120	13	1	0	0
15:00	783	52.1	45.0	6.8	0	0	28	48	70	154	325	146	8	4	0	0
16:00	902	51.4	43.6	7.6	0	7	30	87	136	154	349	115	23	1	0	0
17:00	903	52.7	45.4	7.1	0	0	33	54	84	145	379	187	17	2	2	0
18:00	623	52.9	47.3	5.4	0	0	9	12	27	90	319	141	25	0	0	0
19:00	390	54.1	47.0	6.9	0	0	5	30	23	37	176	86	31	2	0	0
20:00	263	55.6	49.4	5.9	0	0	2	5	3	25	107	98	17	5	0	1
21:00	179	58.4	51.1	7.1	0	0	1	1	5	17	54	68	18	13	1	1
22:00	136	57.2	49.4	7.5	0	0	2	3	9	19	25	62	9	6	1	0
23:00	106	56.0	50.1	5.7	0	0	1	0	1	14	34	43	9	4	0	0
Total																
2H(10-12)	1351	52.4	44.8	7.3	0	5	46	150	74	182	632	239	22	1	0	0
2H(14-16)	1579	52.0	44.1	7.7	2	9	67	140	145	312	612	266	21	5	0	0
12H(7-19)	9054	52.9	44.9	7.7	2	40	423	696	696	1335	3784	1847	205	24	2	0
24H(0-24)	11889	53.8	45.5	8.0	2	53	579	828	829	1580	4722	2811	397	78	7	3
AM Peak	09:00	00:00	00:00	05:00	00:00	06:00	05:00	09:00	07:00	10:00	08:00	07:00	04:00	06:00	01:00	02:00
	784	57.1	52.5	10.4	0	13	104	92	53	112	338	257	29	8	1	1
PM Peak	17:00	21:00	21:00	13:00	14:00	12:00	13:00	14:00	16:00	14:00	17:00	17:00	19:00	21:00	17:00	20:00
	903	58.4	51.1	8.9	2	10	73	92	136	158	379	187	31	13	2	1

360 TSL Ltd

Direction: Total Flow

Hour Beginning	Total Volume	85th Percentile	Mean Average	Standard Deviation	Bin 1 <10mph	Bin 2 10<20	Bin 3 20<30	Bin 4 30<35	Bin 5 35<40	Bin 6 40<45	Bin 7 45<50	Bin 8 50<55	Bin 9 55<60	Bin 10 60<70	Bin 11 70<80	Bin 12 >=80
00:00	143	58.4	51.9	6.3	0	0	2	0	2	8	29	72	22	7	1	0
01:00	139	57.8	51.5	6.0	0	0	1	1	2	7	35	65	24	2	2	0
02:00	159	57.8	49.9	7.6	0	1	4	4	2	7	47	74	16	3	0	1
03:00	180	57.8	51.8	5.9	0	0	2	2	2	4	45	84	34	7	0	0
04:00	351	57.4	50.5	6.7	0	1	3	6	13	24	90	154	45	15	0	0
05:00	727	55.4	44.1	10.9	0	0	114	45	40	95	211	176	28	9	3	6
06:00	1160	55.2	45.9	9.0	0	18	68	81	48	91	464	327	49	13	1	0
07:00	1745	53.0	45.2	7.5	1	1	92	94	132	336	640	395	49	5	0	0
08:00	1591	52.8	45.9	6.7	0	4	48	58	108	321	666	341	38	7	0	0
09:00	1519	52.8	44.2	8.3	0	11	111	116	101	228	639	285	23	5	0	0
10:00	1258	52.5	44.9	7.3	0	7	58	77	67	248	564	211	22	4	0	0
11:00	1356	52.7	44.9	7.5	0	7	55	108	72	227	644	221	16	3	0	3
12:00	1260	52.7	44.2	8.2	0	11	90	77	95	217	512	229	29	0	0	0
13:00	1282	52.8	44.0	8.6	0	12	110	80	67	249	524	201	31	8	0	0
14:00	1526	51.4	42.6	8.5	2	12	118	139	192	356	467	206	26	7	1	0
15:00	1473	52.5	45.1	7.1	0	1	71	60	116	315	601	269	35	5	0	0
16:00	1664	52.1	44.4	7.5	1	9	63	124	187	288	685	263	41	3	0	0
17:00	1530	53.2	46.0	7.0	0	1	52	73	112	250	647	345	41	6	3	0
18:00	1193	53.4	46.8	6.4	0	0	42	21	47	195	580	252	52	3	0	1
19:00	698	53.8	47.2	6.4	0	0	11	33	32							

East Heckington ATC, A17 (Western Site)

Direction: Eastbound

25/03/2022

Hour Beginning	Total Volume	85th Percentile	Mean Average	Standard Deviation	Bin 1 <10mph	Bin 2 10<20	Bin 3 20<30	Bin 4 30<35	Bin 5 35<40	Bin 6 40<45	Bin 7 45<50	Bin 8 50<55	Bin 9 55<60	Bin 10 60<70	Bin 11 70<80	Bin 12 >=80
00:00	63	59.5	50.9	8.3	0	0	1	0	5	6	16	18	11	5	1	0
01:00	52	60.5	53.0	7.2	0	0	0	0	1	2	11	25	10	1	1	1
02:00	53	60.5	49.0	11.1	0	0	4	3	2	0	20	13	7	1	3	0
03:00	50	56.8	48.7	7.9	0	0	3	1	1	4	13	22	6	0	0	0
04:00	106	59.4	51.0	8.0	0	0	4	1	0	7	31	39	15	8	1	0
05:00	233	58.1	47.9	9.8	0	7	11	2	6	18	92	65	19	12	1	0
06:00	550	55.3	47.5	7.6	0	4	23	12	8	88	196	178	35	6	0	0
07:00	870	52.6	45.7	6.6	0	2	35	28	33	196	400	152	21	3	0	0
08:00	727	52.4	45.4	6.8	0	0	32	23	61	140	322	134	12	3	0	0
09:00	665	52.7	45.4	7.0	0	2	39	9	39	142	295	125	14	0	0	0
10:00	707	51.6	43.8	7.5	0	3	54	27	45	190	286	97	5	0	0	0
11:00	673	52.2	44.9	7.1	0	1	23	40	79	132	246	133	19	0	0	0
12:00	739	51.2	43.6	7.3	0	1	50	41	64	197	290	84	12	0	0	0
13:00	735	52.0	42.1	9.6	6	19	62	65	48	172	254	100	8	0	1	0
14:00	755	53.7	45.1	8.3	0	17	32	20	37	190	287	138	26	7	1	0
15:00	781	52.1	44.5	7.3	0	1	44	51	45	164	348	111	14	3	0	0
16:00	740	52.5	45.6	6.7	0	1	23	20	72	176	273	146	27	2	0	0
17:00	681	52.6	44.5	7.8	0	1	36	56	56	126	268	115	20	1	2	0
18:00	599	53.7	45.8	7.6	0	0	32	29	32	102	244	134	22	2	2	0
19:00	375	53.4	47.3	5.9	0	1	3	3	16	91	156	83	19	2	0	1
20:00	291	54.5	48.0	6.3	0	0	2	3	11	69	108	75	14	7	2	0
21:00	180	54.9	48.6	6.1	0	0	3	2	2	25	88	42	12	6	0	0
22:00	157	56.7	49.1	7.4	0	0	4	3	6	12	68	40	17	6	1	0
23:00	83	62.4	51.8	10.2	0	0	4	1	0	5	26	20	18	6	1	2
Total																
2H(10-12)	1380	51.9	44.4	7.3	0	4	77	67	124	322	532	230	24	0	0	0
2H(14-16)	1536	52.9	44.8	7.8	0	18	76	71	82	354	635	249	40	10	1	0
12H(7-19)	8672	52.5	44.7	7.6	6	48	462	409	611	1927	3513	1469	200	21	6	0
24H(0-24)	10865	53.5	45.5	7.7	6	60	524	440	669	2254	4338	2089	383	81	17	4
AM Peak	07:00	01:00	01:00	02:00	00:00	05:00	10:00	11:00	11:00	07:00	07:00	06:00	06:00	05:00	02:00	01:00
	870	60.5	53.0	11.1	0	7	54	40	79	196	400	178	35	12	3	1
PM Peak	15:00	23:00	23:00	23:00	13:00	13:00	13:00	13:00	16:00	12:00	15:00	16:00	16:00	14:00	17:00	23:00
	781	62.4	51.8	10.2	6	19	62	65	72	197	348	146	27	7	2	2

360 TSL Ltd

Direction: Westbound

Hour Beginning	Total Volume	85th Percentile	Mean Average	Standard Deviation	Bin 1 <10mph	Bin 2 10<20	Bin 3 20<30	Bin 4 30<35	Bin 5 35<40	Bin 6 40<45	Bin 7 45<50	Bin 8 50<55	Bin 9 55<60	Bin 10 60<70	Bin 11 70<80	Bin 12 >=80
00:00	75	58.9	51.1	7.6	0	0	2	2	0	4	16	39	7	4	1	0
01:00	80	57.0	48.6	8.1	0	0	0	1	13	3	34	19	7	1	1	1
02:00	118	57.9	51.9	5.8	0	0	1	0	5	2	18	71	17	3	1	0
03:00	118	58.0	53.2	4.6	0	0	0	0	1	1	19	66	26	4	1	0
04:00	222	58.2	51.4	6.6	0	0	0	4	13	17	24	123	28	12	1	0
05:00	425	56.6	47.7	8.6	0	0	26	17	12	39	148	145	24	10	4	0
06:00	546	54.8	48.7	5.9	0	0	1	11	49	33	207	201	39	4	1	0
07:00	754	54.4	47.5	6.7	0	6	10	18	47	79	322	244	23	3	1	1
08:00	803	52.9	46.5	6.1	0	0	7	67	39	81	389	207	13	0	0	0
09:00	716	53.3	44.7	8.4	0	10	43	47	53	91	298	161	12	1	0	0
10:00	743	52.8	44.6	7.9	0	12	27	64	46	103	342	142	7	0	0	0
11:00	764	52.4	44.2	7.9	0	3	48	63	56	137	301	146	8	2	0	0
12:00	822	52.5	43.2	9.0	1	22	49	67	91	106	347	127	10	2	0	0
13:00	847	53.1	43.1	9.6	1	30	86	40	28	113	422	120	7	0	0	0
14:00	902	51.7	44.9	6.6	0	1	32	47	74	195	410	134	7	1	0	1
15:00	884	52.6	43.2	9.0	1	8	93	63	79	109	373	140	15	3	0	0
16:00	869	52.1	45.7	6.3	0	0	18	42	74	182	360	170	23	0	0	0
17:00	779	53.1	46.2	6.6	0	1	22	31	60	112	346	185	20	2	0	0
18:00	556	54.2	47.7	6.2	0	0	14	8	26	62	253	171	18	3	0	1
19:00	328	53.6	46.8	6.5	0	0	6	10	21	67	134	64	22	4	0	0
20:00	275	55.1	49.2	5.7	0	0	1	4	8	32	115	81	28	6	0	0
21:00	164	56.1	50.5	5.5	0	0	0	2	3	9	68	55	21	6	0	0
22:00	124	57.6	51.0	6.4	0	0	0	2	2	10	38	50	16	4	2	0
23:00	83	58.1	51.4	6.4	0	0	1	0	0	6	28	28	16	3	1	0
Total																
2H(10-12)	1507	52.6	44.4	7.9	0	15	75	127	102	240	643	288	15	2	0	0
2H(14-16)	1786	52.3	44.1	7.9	1	9	125	110	153	304	783	274	22	4	0	1
12H(7-19)	9439	53.1	45.0	7.8	3	93	449	557	673	1370	4163	1947	163	17	1	3
24H(0-24)	11997	54.0	45.9	7.8	3	93	487	610	800	1593	5012	2889	414	78	14	4
AM Peak	08:00	00:00	03:00	05:00	00:00	10:00	11:00	08:00	11:00	11:00	08:00	07:00	06:00	04:00	05:00	01:00
	803	58.9	53.2	8.6	0	12	48	67	56	137	389	244	39	12	4	1
PM Peak	14:00	23:00	23:00	13:00	12:00	13:00	15:00	12:00	12:00	14:00	13:00	17:00	20:00	20:00	22:00	14:00
	902	58.1	51.4	9.6	1	30	93	67	91	195	422	185	28	6	2	1

360 TSL Ltd

Direction: Total Flow

Hour Beginning	Total Volume	85th Percentile	Mean Average	Standard Deviation	Bin 1 <10mph	Bin 2 10<20	Bin 3 20<30	Bin 4 30<35	Bin 5 35<40	Bin 6 40<45	Bin 7 45<50	Bin 8 50<55	Bin 9 55<60	Bin 10 60<70	Bin 11 70<80	Bin 12 >=80
00:00	138	59.2	51.0	7.9	0	0	3	2	5	10	32	57	18	9	2	0
01:00	132	58.7	50.3	8.0	0	0	0	1	14	5	45	44	17	2	2	2
02:00	171	59.2	51.0	7.9	0	0	5	3	7	2	38	84	24	4	4	0
03:00	168	58.2	51.8	6.1	0	0	3	1	2	5	32	88	32	4	1	0
04:00	328	58.6	51.3	7.1	0	0	4	5	13	24	55	162	43	20	2	0
05:00	658	57.2	47.8	9.0	0	7	37	19	18	57	240	210	43	22	5	0
06:00	1096	55.1	48.1	6.8	0	4	24	23	57	121	403	379	74	10	1	0
07:00	1624	53.5	46.5	6.7	0	8	45	46	80	275	722	396	44	6	1	1
08:00	1530	52.7	46.0	6.5	0	0	39	90	100	221	711	341	25	3	0	0
09:00	1381	53.0	45.0	7.8	0	12	82	56	92	233	593	286	26	1	0	0
10:00	1450	52.2	44.2	7.7	0	15	81	91	91	293	628	239	12	0	0	0
11:00	1437	52.3	44.5	7.5	0	4	71	103	135	269	547	279	27	2	0	0
12:00	1561	51.9	43.4	8.2	1	23	99	108	155	303	637	211	22	2	0	0
13:00	1582	52.6	42.6	9.6	7	49	148	105	76	285	676	220	15	0	1	0
14:00	1657	52.7	45.0	7.4	0	18	64	67	111	385	697	272	33	8	1	1
15:00	1665	52.4	43.8	8.3	1	9	137	114	124	273	721	251	29	6	0	0
16:00	1609	52.3	45.6	6.5	0	1	41	62	146	358	633	316	50	2	0	0
17:00	1460	52.9	45.4	7.2	0	2	58	87	116	238	614	300	40	3	2	0
18:00	1155	54.0	46.7	7.0	0	0	46	37	58	164	497	305	40	5	2	1
19:00	703	53.5	47.1	6.2	0	1	9	13	37							

East Heckington ATC, A17 (Western Site)

Direction: Eastbound

26/03/2022

Hour Beginning	Total Volume	85th Percentile	Mean Average	Standard Deviation	Bin 1 <10mph	Bin 2 10<20	Bin 3 20<30	Bin 4 30<35	Bin 5 35<40	Bin 6 40<45	Bin 7 45<50	Bin 8 50<55	Bin 9 55<60	Bin 10 60<70	Bin 11 70<80	Bin 12 >=80
00:00	62	59.9	51.1	8.5	0	0	2	1	0	4	23	16	9	6	1	0
01:00	39	58.7	51.7	6.8	0	0	0	0	1	3	12	15	5	2	1	0
02:00	47	65.5	51.3	13.7	0	0	5	0	1	7	6	11	10	3	2	2
03:00	47	58.9	51.8	6.9	0	0	0	0	3	4	8	19	11	1	1	0
04:00	67	59.4	50.4	8.7	0	0	4	1	0	2	22	21	12	5	0	0
05:00	120	59.0	50.2	8.5	0	1	5	1	0	6	43	39	17	7	1	0
06:00	226	58.2	49.2	8.7	0	3	9	2	1	19	84	70	30	6	1	1
07:00	326	55.0	47.9	6.9	0	0	6	14	7	54	132	80	25	7	1	0
08:00	458	54.9	47.5	7.1	0	1	17	12	6	62	211	114	28	6	1	0
09:00	613	52.8	45.4	7.1	0	1	31	22	27	143	259	110	18	1	1	0
10:00	650	51.8	44.1	7.5	0	1	34	48	46	193	218	86	20	4	0	0
11:00	635	52.8	45.4	7.1	0	0	32	28	26	159	242	121	26	1	0	0
12:00	658	53.0	44.7	8.1	0	0	56	25	22	158	282	93	17	1	3	1
13:00	590	54.2	46.6	7.3	0	1	34	8	15	106	257	126	41	2	0	0
14:00	549	53.8	46.2	7.4	0	3	29	5	19	111	251	98	29	3	1	0
15:00	552	53.0	44.7	7.9	0	4	40	21	29	103	247	96	9	3	0	0
16:00	487	54.4	47.2	6.9	0	0	19	14	10	73	224	110	33	3	1	0
17:00	522	53.5	45.9	7.4	0	3	22	17	16	116	233	96	13	4	1	1
18:00	469	54.9	46.3	8.3	0	1	28	18	12	93	176	111	21	5	3	1
19:00	287	54.5	47.6	6.7	0	0	6	2	9	57	139	57	9	6	0	2
20:00	237	57.3	49.5	7.5	0	0	6	2	1	34	96	62	23	10	2	1
21:00	209	55.5	48.3	6.9	0	0	6	4	2	34	79	65	14	4	1	0
22:00	121	59.0	49.4	9.2	0	0	3	4	2	20	45	25	11	7	3	1
23:00	99	61.9	53.3	8.3	0	0	0	1	0	8	29	29	17	12	1	2
Total																
2H(10-12)	1285	52.3	44.7	7.3	0	1	66	76	72	352	460	207	46	5	0	0
2H(14-16)	1101	53.4	45.5	7.7	0	7	69	26	48	214	498	194	38	6	1	0
12H(7-19)	6509	53.6	45.8	7.5	0	15	348	232	235	1371	2732	1241	280	40	12	3
24H(0-24)	8070	54.6	46.5	7.8	0	19	394	250	255	1569	3318	1670	448	109	26	12
AM Peak	10:00	02:00	03:00	02:00	00:00	06:00	10:00	10:00	10:00	10:00	09:00	11:00	06:00	05:00	02:00	02:00
	650	65.5	51.8	13.7	0	3	34	48	46	193	259	121	30	7	2	2
PM Peak	12:00	23:00	23:00	22:00	12:00	15:00	12:00	12:00	15:00	12:00	12:00	13:00	13:00	23:00	12:00	19:00
	658	61.9	53.3	9.2	0	4	56	25	29	158	282	126	41	12	3	2

360 TSL Ltd

Direction: Westbound

Hour Beginning	Total Volume	85th Percentile	Mean Average	Standard Deviation	Bin 1 <10mph	Bin 2 10<20	Bin 3 20<30	Bin 4 30<35	Bin 5 35<40	Bin 6 40<45	Bin 7 45<50	Bin 8 50<55	Bin 9 55<60	Bin 10 60<70	Bin 11 70<80	Bin 12 >=80
00:00	60	61.6	53.0	8.3	0	0	0	0	1	6	14	23	9	4	2	1
01:00	54	57.6	52.3	5.1	0	0	0	0	0	2	15	24	12	0	1	0
02:00	69	58.3	50.7	7.4	0	0	0	2	4	5	18	25	11	3	1	0
03:00	91	58.3	53.7	4.4	0	0	0	1	0	0	9	52	25	4	0	0
04:00	142	58.0	50.7	7.1	0	0	0	6	3	12	34	60	21	5	0	1
05:00	238	58.3	48.0	9.9	0	0	19	7	22	13	66	55	43	13	0	0
06:00	266	57.0	48.6	8.2	0	0	6	22	9	24	62	113	19	10	1	0
07:00	452	56.1	49.9	6.0	0	0	3	11	6	35	159	181	47	8	2	0
08:00	540	54.7	49.3	5.2	0	0	1	12	9	40	250	178	42	8	0	0
09:00	621	55.3	47.8	7.3	0	0	12	46	24	41	238	218	33	6	3	0
10:00	638	54.5	45.9	8.3	0	0	48	37	28	57	276	162	21	9	0	0
11:00	714	53.3	48.1	5.0	0	0	3	14	25	61	388	194	27	1	0	1
12:00	650	53.0	46.5	6.3	0	1	11	30	34	116	289	151	14	3	1	0
13:00	580	55.1	47.7	7.2	0	3	17	21	24	45	251	179	34	5	1	0
14:00	551	55.6	47.6	7.7	0	0	17	38	25	46	190	182	43	10	0	0
15:00	544	54.1	47.6	6.2	0	1	10	11	26	68	256	135	34	2	1	0
16:00	501	55.3	48.8	6.2	0	0	3	13	22	56	188	176	33	8	1	1
17:00	475	55.1	48.3	6.6	0	0	8	13	16	57	194	149	30	6	1	1
18:00	462	53.5	46.8	6.5	0	0	13	13	28	72	196	121	17	2	0	0
19:00	297	55.9	48.1	7.5	0	0	10	7	12	40	105	101	10	10	2	0
20:00	217	55.0	48.8	6.0	0	0	1	7	8	25	81	72	20	3	0	0
21:00	120	58.2	50.1	7.8	0	0	1	3	8	9	39	35	15	9	1	0
22:00	110	57.1	50.2	6.6	0	0	1	2	4	7	39	38	13	6	0	0
23:00	73	59.5	50.6	8.6	0	0	1	1	1	9	25	25	5	3	2	1
Total																
2H(10-12)	1352	54.2	47.1	6.9	0	0	51	51	53	118	664	356	48	10	0	1
2H(14-16)	1095	54.9	47.6	7.0	0	1	27	49	51	114	446	317	77	12	1	0
12H(7-19)	6728	54.7	47.8	6.7	0	5	146	259	267	694	2875	2026	375	68	10	3
24H(0-24)	8465	55.4	48.2	7.0	0	5	185	317	339	846	3382	2649	578	138	20	6
AM Peak	11:00	00:00	03:00	05:00	00:00	00:00	10:00	09:00	10:00	11:00	11:00	09:00	07:00	05:00	09:00	00:00
	714	61.6	53.7	9.9	0	0	48	46	28	61	388	218	47	13	3	1
PM Peak	12:00	23:00	23:00	23:00	12:00	13:00	13:00	14:00	12:00	12:00	12:00	14:00	14:00	14:00	19:00	16:00
	650	59.5	50.6	8.6	0	3	17	38	34	116	289	182	43	10	2	1

360 TSL Ltd

Direction: Total Flow

Hour Beginning	Total Volume	85th Percentile	Mean Average	Standard Deviation	Bin 1 <10mph	Bin 2 10<20	Bin 3 20<30	Bin 4 30<35	Bin 5 35<40	Bin 6 40<45	Bin 7 45<50	Bin 8 50<55	Bin 9 55<60	Bin 10 60<70	Bin 11 70<80	Bin 12 >=80
00:00	122	60.8	52.0	8.4	0	0	2	1	1	10	37	39	18	10	3	1
01:00	93	58.1	52.0	5.8	0	0	0	0	1	5	27	39	17	2	2	0
02:00	116	61.7	50.9	10.4	0	0	5	2	5	12	24	36	21	6	3	2
03:00	138	58.7	53.0	5.4	0	0	0	1	3	4	17	71	36	5	1	0
04:00	209	58.5	50.6	7.6	0	0	4	7	3	14	56	81	33	10	0	1
05:00	358	58.6	48.7	9.5	0	1	24	8	22	19	109	94	60	20	1	0
06:00	492	57.6	48.9	8.4	0	3	15	24	10	43	146	183	49	16	2	1
07:00	778	55.8	49.1	6.5	0	0	9	25	13	89	291	261	72	15	3	0
08:00	998	54.9	48.5	6.2	0	1	18	24	15	102	461	292	70	14	1	0
09:00	1234	54.2	46.6	7.3	0	1	43	68	51	184	497	328	51	7	4	0
10:00	1288	53.2	45.0	8.0	0	1	82	85	74	250	494	248	41	13	0	0
11:00	1349	53.3	46.9	6.2	0	0	35	42	51	220	630	315	53	2	0	1
12:00	1308	53.1	45.6	7.3	0	1	67	55	56	274	571	244	31	4	4	1
13:00	1170	54.7	47.1	7.3	0	4	51	29	39	151	508	305	75	7	1	0
14:00	1100	54.8	46.9	7.6	0	3	46	43	44	157	441	280	72	13	1	0
15:00	1096	53.7	46.2	7.3	0	5	50	32	55	171	503	231	43	5	1	0
16:00	988	54.9	48.0	6.6	0	0	22	27	32	129	412	286	66	11	2	1
17:00	997	54.4	47.1	7.1	0	3	30	30	32	173	427	245	43	10	2	2
18:00	931	54.3	46.6	7.4	0	1	41	31	40	165	372	232	38	7	3	1
19:00	584	55.2	47.8	7.1	0	0	16	9	21	97	244	158	19	16	2	2
20:00	454	56.2	49.1	6.9	0											

East Heckington ATC, A17 (Western Site)

Direction: Eastbound

27/03/2022

Hour Beginning	Total Volume	85th Percentile	Mean Average	Standard Deviation	Bin 1 <10mph	Bin 2 10<20	Bin 3 20<30	Bin 4 30<35	Bin 5 35<40	Bin 6 40<45	Bin 7 45<50	Bin 8 50<55	Bin 9 55<60	Bin 10 60<70	Bin 11 70<80	Bin 12 >=80
00:00	61	57.8	49.9	7.7	0	0	2	0	1	5	27	16	4	6	0	0
01:00	44	60.4	51.0	9.1	0	0	1	0	0	6	15	15	3	2	1	1
02:00	0	-	-	-	0	0	0	0	0	0	0	0	0	0	0	0
03:00	34	58.1	49.3	8.6	0	0	1	0	1	6	13	8	2	2	1	0
04:00	33	57.7	48.3	9.0	0	0	1	3	0	6	8	8	5	2	0	0
05:00	56	59.6	48.8	10.5	0	0	6	2	0	2	14	22	5	5	0	0
06:00	107	59.4	50.3	8.8	0	0	4	1	0	10	42	33	7	7	2	1
07:00	143	56.9	49.8	6.8	0	0	3	2	2	5	71	37	16	6	1	0
08:00	209	57.5	49.1	8.1	0	0	9	5	2	14	98	42	27	11	1	0
09:00	397	53.7	46.7	6.8	0	2	15	7	8	64	215	65	16	5	0	0
10:00	489	53.3	46.3	6.8	0	1	18	10	34	83	218	109	11	5	0	0
11:00	614	52.1	45.7	6.2	0	0	21	17	36	135	291	101	11	2	0	0
12:00	676	52.4	45.5	6.7	0	1	29	13	28	194	289	105	12	4	0	1
13:00	581	53.4	45.5	7.6	0	4	24	13	52	127	227	105	25	2	1	1
14:00	576	53.7	46.2	7.2	2	0	27	10	34	90	266	123	21	3	0	0
15:00	542	54.7	47.3	7.1	0	0	28	9	4	80	251	135	27	7	1	0
16:00	601	53.4	47.2	5.9	0	0	15	10	13	109	296	123	31	4	0	0
17:00	561	54.6	46.6	7.6	0	2	22	18	32	86	238	124	32	4	2	1
18:00	559	54.2	46.0	7.9	0	0	36	15	44	73	230	131	22	8	0	0
19:00	397	53.8	47.6	6.0	0	0	11	3	7	70	188	97	15	6	0	0
20:00	303	53.6	47.8	5.5	0	0	3	3	10	58	134	73	19	3	0	0
21:00	234	56.5	49.4	6.9	0	0	4	2	7	29	85	75	26	4	1	1
22:00	108	57.9	50.9	6.8	0	0	0	0	3	12	43	28	11	10	1	0
23:00	75	56.9	49.3	7.4	0	1	1	0	1	9	27	28	6	1	1	0
Total																
2H(10-12)	1103	52.7	45.9	6.5	0	1	39	27	70	218	509	210	22	7	0	0
2H(14-16)	1118	54.2	46.7	7.2	2	0	55	19	38	170	517	258	48	10	1	0
12H(7-19)	5948	53.8	46.5	7.1	2	10	247	129	289	1060	2690	1200	251	61	6	3
24H(0-24)	7400	54.3	46.9	7.1	2	11	281	143	319	1273	3286	1603	354	109	13	6
AM Peak	11:00	01:00	01:00	05:00	00:00	09:00	11:00	11:00	11:00	11:00	11:00	10:00	08:00	08:00	06:00	01:00
	614	60.4	51.0	10.5	0	2	21	17	36	135	291	109	27	11	2	1
PM Peak	12:00	22:00	22:00	18:00	14:00	13:00	18:00	17:00	13:00	12:00	16:00	15:00	17:00	22:00	17:00	12:00
	676	57.9	50.9	7.9	2	4	36	18	52	194	296	135	32	10	2	1

360 TSL Ltd

Direction: Westbound

Hour Beginning	Total Volume	85th Percentile	Mean Average	Standard Deviation	Bin 1 <10mph	Bin 2 10<20	Bin 3 20<30	Bin 4 30<35	Bin 5 35<40	Bin 6 40<45	Bin 7 45<50	Bin 8 50<55	Bin 9 55<60	Bin 10 60<70	Bin 11 70<80	Bin 12 >=80
00:00	56	57.5	49.9	7.4	0	0	0	2	3	8	16	10	15	2	0	0
01:00	54	59.6	52.1	7.2	0	0	0	1	2	5	9	21	10	6	0	0
02:00	0	-	-	-	0	0	0	0	0	0	0	0	0	0	0	0
03:00	47	57.2	51.3	5.7	0	0	1	0	0	1	14	22	8	1	0	0
04:00	108	57.7	48.7	8.8	0	0	1	3	13	18	23	34	9	5	1	1
05:00	132	58.6	48.9	9.4	0	0	3	10	11	12	26	42	20	7	0	1
06:00	169	57.8	51.6	5.9	0	0	1	2	2	5	50	75	23	11	0	0
07:00	220	56.0	49.5	6.2	0	0	1	4	9	19	82	80	19	4	2	0
08:00	328	56.0	50.0	5.7	0	0	1	3	13	17	132	120	29	13	0	0
09:00	559	54.5	48.8	5.5	0	1	4	8	21	47	234	208	33	3	0	0
10:00	608	54.8	46.4	8.0	0	0	33	38	31	73	216	178	32	7	0	0
11:00	786	53.0	47.5	5.3	0	0	9	17	29	97	412	196	23	3	0	0
12:00	661	54.2	48.9	5.1	0	0	1	14	23	40	314	227	34	8	0	0
13:00	662	54.6	49.2	5.3	0	0	8	9	10	47	285	262	37	3	1	0
14:00	592	54.3	48.1	6.0	0	0	11	14	18	65	255	199	24	6	0	0
15:00	588	55.8	49.5	6.1	0	0	5	14	13	53	214	231	39	18	1	0
16:00	632	55.2	48.5	6.5	0	2	4	29	16	54	270	195	51	11	0	0
17:00	497	55.7	50.1	5.5	0	0	2	8	14	22	190	200	50	11	0	0
18:00	496	54.8	48.8	5.8	0	0	5	12	19	42	195	185	34	4	0	0
19:00	441	54.9	48.9	5.8	0	0	3	4	9	62	197	126	25	14	1	0
20:00	305	56.3	49.9	6.2	0	0	4	2	4	21	136	102	20	15	1	0
21:00	174	56.4	50.2	6.0	0	0	1	2	3	16	65	57	23	7	0	0
22:00	100	59.6	50.5	8.8	0	0	1	4	5	5	29	43	5	4	3	1
23:00	68	56.9	49.9	6.7	0	0	1	1	1	4	32	19	5	5	0	0
Total																
2H(10-12)	1394	53.9	47.1	6.6	0	0	42	55	60	170	628	374	55	10	0	0
2H(14-16)	1180	55.1	48.8	6.1	0	0	16	28	31	118	469	430	63	24	1	0
12H(7-19)	6629	54.9	48.6	6.0	0	3	84	170	216	576	2799	2281	405	91	4	0
24H(0-24)	8283	55.3	48.9	6.2	0	3	100	201	269	733	3396	2832	568	168	10	3
AM Peak	11:00	01:00	01:00	05:00	00:00	09:00	10:00	10:00	10:00	11:00	11:00	09:00	09:00	08:00	07:00	04:00
	786	59.6	52.1	9.4	0	1	33	38	31	97	412	208	33	13	2	1
PM Peak	13:00	22:00	22:00	22:00	12:00	16:00	14:00	16:00	12:00	14:00	12:00	13:00	16:00	15:00	22:00	22:00
	662	59.6	50.5	8.8	0	2	11	29	23	65	314	262	51	18	3	1

360 TSL Ltd

Direction: Total Flow

Hour Beginning	Total Volume	85th Percentile	Mean Average	Standard Deviation	Bin 1 <10mph	Bin 2 10<20	Bin 3 20<30	Bin 4 30<35	Bin 5 35<40	Bin 6 40<45	Bin 7 45<50	Bin 8 50<55	Bin 9 55<60	Bin 10 60<70	Bin 11 70<80	Bin 12 >=80
00:00	117	57.7	49.9	7.5	0	0	2	2	4	13	43	26	19	8	0	0
01:00	98	60.0	51.6	8.1	0	0	1	1	2	11	24	36	13	8	1	1
02:00	0	-	-	-	0	0	0	0	0	0	0	0	0	0	0	0
03:00	81	57.8	50.5	7.1	0	0	2	0	1	7	27	30	10	3	1	0
04:00	141	57.7	48.6	8.8	0	0	2	6	13	24	31	42	14	7	1	1
05:00	188	58.9	48.9	9.7	0	0	9	12	11	14	40	64	25	12	0	1
06:00	276	58.6	51.1	7.2	0	0	5	3	2	15	92	108	30	18	2	1
07:00	363	56.4	49.7	6.5	0	0	4	6	11	24	153	117	35	10	3	0
08:00	537	56.7	49.7	6.7	0	0	10	8	15	31	230	162	56	24	1	0
09:00	956	54.3	47.9	6.1	0	3	19	15	29	111	449	273	49	8	0	0
10:00	1097	54.1	46.4	7.5	0	1	51	48	65	156	434	287	43	12	0	0
11:00	1400	52.7	46.7	5.8	0	0	30	34	65	232	703	297	34	5	0	0
12:00	1337	53.6	47.2	6.2	0	1	30	27	51	234	603	332	46	12	0	1
13:00	1243	54.4	47.5	6.7	0	4	32	22	62	174	512	367	62	5	2	1
14:00	1168	54.1	47.2	6.7	2	0	38	24	52	155	521	322	45	9	0	0
15:00	1130	55.4	48.4	6.7	0	0	33	23	17	133	465	366	66	25	2	0
16:00	1233	54.4	47.9	6.2	0	2	19	39	29	163	566	318	82	15	0	0
17:00	1058	55.4	48.3	6.9	0	2	24	26	46	108	428	324	82	15	2	1
18:00	1055	54.7	47.3	7.1	0	0	41	27	63	115	425	316	56	12	0	0
19:00	838	54.4	48.3	5.9	0	0	14	7	16	132	385	223	40	20	1	0
20:00	608	55.0	48.9	5.9	0	0	7	5	14	79	270	175	39			

East Heckington ATC, A17 (Western Site)

Direction: Eastbound

28/03/2022

Hour Beginning	Total Volume	85th Percentile	Mean Average	Standard Deviation	Bin 1 <10mph	Bin 2 10<20	Bin 3 20<30	Bin 4 30<35	Bin 5 35<40	Bin 6 40<45	Bin 7 45<50	Bin 8 50<55	Bin 9 55<60	Bin 10 60<70	Bin 11 70<80	Bin 12 >=80
00:00	58	56.9	49.7	6.9	0	0	1	0	1	4	25	23	3	0	0	1
01:00	26	55.5	47.0	8.2	0	0	1	0	1	10	6	5	1	2	0	0
02:00	35	58.2	48.5	9.3	0	0	2	1	0	7	8	13	2	1	1	0
03:00	48	63.8	52.0	11.4	0	0	5	0	0	1	10	13	10	8	1	0
04:00	80	59.4	49.2	9.8	0	1	5	2	0	7	23	24	12	6	0	0
05:00	221	55.8	48.0	7.5	0	1	11	0	3	28	97	60	17	3	1	0
06:00	556	52.5	45.2	7.1	0	3	25	13	40	139	221	102	12	0	1	0
07:00	1052	51.2	43.5	7.4	0	2	61	100	81	242	428	127	8	3	0	0
08:00	877	51.0	43.4	7.4	0	1	40	108	93	167	334	128	6	0	0	0
09:00	698	50.7	43.9	6.6	2	0	26	44	52	217	286	64	6	1	0	0
10:00	769	52.1	41.3	10.4	30	27	30	30	75	238	262	76	1	0	0	0
11:00	744	50.3	42.2	7.8	0	0	59	90	81	185	248	70	8	3	0	0
12:00	682	52.3	43.6	8.4	0	2	61	52	40	148	265	97	13	2	2	0
13:00	630	51.6	44.1	7.2	0	2	34	44	46	147	262	87	8	0	0	0
14:00	633	52.5	44.6	7.7	0	2	39	44	39	115	266	114	14	0	0	0
15:00	619	53.5	46.0	7.2	0	0	27	26	45	86	278	134	17	5	1	0
16:00	703	53.5	46.4	6.8	0	0	21	25	48	104	330	151	15	7	1	1
17:00	648	54.5	44.8	9.4	1	19	35	41	28	107	239	141	33	4	0	0
18:00	492	55.1	47.4	7.5	0	0	26	15	8	56	211	136	34	6	0	0
19:00	262	54.6	48.2	6.2	0	0	4	6	7	37	114	76	11	7	0	0
20:00	188	53.5	47.4	5.9	0	0	3	2	5	41	88	37	8	4	0	0
21:00	155	55.5	49.5	5.7	0	0	2	1	0	16	68	51	14	2	1	0
22:00	152	57.6	48.8	8.4	0	1	4	4	5	20	53	40	17	6	2	0
23:00	72	59.6	50.0	9.2	0	0	1	1	5	14	17	16	10	7	0	1
Total																
2H(10-12)	1513	51.4	41.8	9.3	30	27	89	120	156	423	510	146	9	3	0	0
2H(14-16)	1252	53.0	45.3	7.5	0	2	66	70	84	201	544	248	31	5	1	0
12H(7-19)	8547	52.4	44.1	8.1	33	55	459	619	636	1812	3409	1325	163	31	4	1
24H(0-24)	10400	53.1	44.7	8.1	33	61	523	649	703	2136	4139	1785	280	77	11	3
AM Peak	07:00	03:00	03:00	03:00	10:00	10:00	07:00	08:00	08:00	07:00	07:00	08:00	05:00	03:00	02:00	00:00
	1052	63.8	52.0	11.4	30	27	61	108	93	242	428	128	17	8	1	1
PM Peak	16:00	23:00	23:00	17:00	17:00	17:00	12:00	12:00	16:00	12:00	15:00	16:00	18:00	16:00	12:00	16:00
	703	59.6	50.0	9.4	1	19	61	52	48	148	330	151	34	7	2	1

360 TSL Ltd

Direction: Westbound

Hour Beginning	Total Volume	85th Percentile	Mean Average	Standard Deviation	Bin 1 <10mph	Bin 2 10<20	Bin 3 20<30	Bin 4 30<35	Bin 5 35<40	Bin 6 40<45	Bin 7 45<50	Bin 8 50<55	Bin 9 55<60	Bin 10 60<70	Bin 11 70<80	Bin 12 >=80
00:00	54	59.2	52.4	6.6	0	0	0	1	1	2	13	21	13	2	1	0
01:00	42	57.0	50.1	6.7	0	0	0	1	2	8	4	19	7	1	0	0
02:00	87	58.0	51.4	6.4	0	0	0	2	1	2	31	37	7	6	1	0
03:00	146	56.5	51.3	5.1	0	0	1	0	2	3	44	78	14	3	1	0
04:00	231	59.5	51.9	7.3	0	0	2	5	2	10	69	87	32	22	1	1
05:00	472	56.6	46.5	9.7	0	2	50	24	11	31	132	183	35	2	2	0
06:00	555	54.2	45.6	8.4	0	0	27	63	45	36	201	150	30	3	0	0
07:00	856	51.8	43.0	8.5	0	0	52	137	114	125	218	193	15	2	0	0
08:00	777	53.0	46.1	6.7	0	2	17	32	67	131	319	192	10	7	0	0
09:00	714	51.8	43.3	8.2	0	0	32	125	84	81	242	128	21	1	0	0
10:00	658	52.5	44.9	7.4	0	6	15	69	44	83	303	131	7	0	0	0
11:00	787	52.6	45.9	6.4	0	0	24	30	65	126	348	181	12	1	0	0
12:00	680	52.0	45.4	6.4	0	0	4	71	52	120	281	138	14	0	0	0
13:00	745	52.7	44.5	7.9	0	0	51	59	57	116	301	142	17	2	0	0
14:00	667	53.4	46.9	6.3	0	0	6	39	50	88	272	179	32	1	0	0
15:00	756	52.9	47.4	5.3	0	1	7	21	22	104	386	196	19	0	0	0
16:00	822	52.7	45.3	7.2	0	0	27	64	79	128	317	188	16	3	0	0
17:00	870	52.9	46.5	6.2	0	0	11	38	80	132	364	212	32	1	0	0
18:00	568	54.8	49.6	5.0	0	0	1	7	12	38	263	174	69	4	0	0
19:00	356	54.5	49.2	5.2	0	0	0	7	11	38	139	125	35	1	0	0
20:00	248	55.9	49.0	6.7	0	1	2	8	9	13	107	83	18	6	1	0
21:00	150	58.3	51.4	6.7	0	0	0	4	1	4	59	53	16	11	2	0
22:00	97	57.9	50.2	7.4	0	0	2	0	5	8	31	33	12	5	1	0
23:00	86	56.7	50.8	5.8	0	0	1	0	1	8	23	40	10	3	0	0
Total																
2H(10-12)	1445	52.6	45.5	6.9	0	6	39	99	109	209	651	312	19	1	0	0
2H(14-16)	1423	53.2	47.1	5.8	0	1	13	60	72	192	658	375	51	1	0	0
12H(7-19)	8900	53.0	45.6	7.1	0	9	247	692	726	1272	3614	2054	264	22	0	0
24H(0-24)	11424	53.9	46.3	7.4	0	12	332	807	817	1435	4467	2963	493	87	10	1
AM Peak	07:00	04:00	00:00	05:00	00:00	10:00	07:00	07:00	07:00	08:00	11:00	07:00	05:00	04:00	05:00	04:00
	856	59.5	52.4	9.7	0	6	52	137	114	131	348	193	35	22	2	1
PM Peak	17:00	21:00	21:00	13:00	12:00	15:00	13:00	12:00	17:00	17:00	15:00	17:00	18:00	21:00	21:00	12:00
	870	58.3	51.4	7.9	0	1	51	71	80	132	386	212	69	11	2	0

360 TSL Ltd

Direction: Total Flow

Hour Beginning	Total Volume	85th Percentile	Mean Average	Standard Deviation	Bin 1 <10mph	Bin 2 10<20	Bin 3 20<30	Bin 4 30<35	Bin 5 35<40	Bin 6 40<45	Bin 7 45<50	Bin 8 50<55	Bin 9 55<60	Bin 10 60<70	Bin 11 70<80	Bin 12 >=80
00:00	112	58.1	51.0	6.8	0	0	1	1	2	6	38	44	16	2	1	1
01:00	68	56.6	48.9	7.4	0	0	1	1	3	18	10	24	8	3	0	0
02:00	122	58.3	50.6	7.4	0	0	2	3	1	9	39	50	9	7	2	0
03:00	194	58.9	51.5	7.1	0	0	6	0	2	4	54	91	24	11	2	0
04:00	311	59.6	51.2	8.1	0	1	7	7	2	17	92	111	44	28	1	1
05:00	693	56.4	47.0	9.1	0	3	61	24	14	59	229	243	52	5	3	0
06:00	1111	53.4	45.4	7.7	0	3	52	76	85	175	422	252	42	3	1	0
07:00	1908	51.5	43.3	7.9	0	2	113	237	195	367	646	320	23	5	0	0
08:00	1654	52.1	44.7	7.2	0	3	57	140	160	298	653	320	16	7	0	0
09:00	1412	51.3	43.6	7.4	2	0	58	169	136	298	528	192	27	2	0	0
10:00	1427	52.6	43.0	9.3	30	33	45	99	119	321	565	207	8	0	0	0
11:00	1531	51.8	44.1	7.4	0	0	83	120	146	311	596	251	20	4	0	0
12:00	1362	52.3	44.5	7.5	0	2	65	123	92	268	546	235	27	2	2	0
13:00	1375	52.2	44.3	7.6	0	2	85	103	103	263	563	229	25	2	0	0
14:00	1300	53.1	45.7	7.1	0	2	45	83	89	203	538	293	46	1	0	0
15:00	1375	53.3	46.8	6.3	0	1	34	47	67	190	664	330	36	5	1	0
16:00	1525	53.1	45.8	7.0	0	0	48	89	127	232	647	339	31	10	1	1
17:00	1518	53.8	45.8	7.8	1	19	46	79	108	239	603	353	65	5	0	0
18:00	1060	55.2	48.6	6.4	0	0	27	22	20	94	474	310	103	10	0	0
19:00	618	54.6	48.7	5.7	0	0	4	13	18	75	253	201	46	8	0	0

East Heckington ATC, A17 (Western Site)

Direction: Eastbound

29/03/2022

Hour Beginning	Total Volume	85th Percentile	Mean Average	Standard Deviation	Bin 1 <10mph	Bin 2 10<20	Bin 3 20<30	Bin 4 30<35	Bin 5 35<40	Bin 6 40<45	Bin 7 45<50	Bin 8 50<55	Bin 9 55<60	Bin 10 60<70	Bin 11 70<80	Bin 12 >=80
00:00	32	54.5	48.3	6.0	0	0	0	2	0	5	12	10	3	0	0	0
01:00	36	60.5	52.2	7.9	0	0	1	0	1	1	9	14	5	5	0	0
02:00	45	56.5	47.7	8.5	0	0	4	1	0	3	15	18	4	0	0	0
03:00	48	60.0	50.0	9.6	0	0	4	0	0	5	9	18	10	1	1	0
04:00	101	58.1	50.2	7.6	0	0	3	3	0	12	24	33	23	3	0	0
05:00	222	54.8	46.6	7.9	0	0	18	2	7	32	84	66	13	0	0	0
06:00	507	52.6	45.5	6.8	0	2	18	14	24	137	224	63	22	2	1	0
07:00	1047	49.3	41.9	7.1	0	1	75	91	155	357	275	85	8	0	0	0
08:00	854	49.9	44.0	5.6	0	0	30	15	76	345	317	66	2	3	0	0
09:00	734	50.4	43.4	6.8	0	1	41	32	68	262	265	54	5	6	0	0
10:00	647	51.1	43.9	6.9	0	2	40	18	37	234	236	69	9	2	0	0
11:00	569	51.3	44.0	7.0	0	0	27	41	62	126	230	74	8	1	0	0
12:00	652	50.9	44.0	6.7	0	2	28	41	36	210	253	76	6	0	0	0
13:00	604	52.4	45.0	7.1	0	0	34	22	38	132	270	89	17	2	0	0
14:00	591	53.3	44.4	8.6	0	4	44	41	45	98	222	109	25	3	0	0
15:00	619	52.0	44.9	6.9	0	1	20	45	39	162	228	109	12	3	0	0
16:00	703	52.4	45.5	6.6	0	1	32	8	57	156	308	124	15	2	0	0
17:00	696	52.6	46.2	6.1	0	0	23	15	23	158	328	123	24	2	0	0
18:00	460	56.1	47.3	8.5	0	4	25	16	16	42	185	121	40	11	0	0
19:00	293	55.4	48.2	6.9	0	1	9	2	3	32	155	66	16	7	2	0
20:00	203	54.7	48.4	6.0	0	0	3	3	0	35	91	56	10	4	1	0
21:00	189	55.4	49.5	5.7	0	0	1	1	4	19	87	58	12	6	1	0
22:00	152	56.6	48.0	8.3	0	0	8	2	4	23	57	43	6	8	1	0
23:00	80	59.1	51.3	7.5	0	0	0	0	4	5	29	23	14	3	1	1
Total 2H(10-12)	1216	51.2	44.0	7.0	0	2	67	59	99	360	466	143	17	3	0	0
2H(14-16)	1210	52.7	44.6	7.8	0	5	64	86	84	260	450	218	37	6	0	0
12H(7-19)	8176	51.7	44.3	7.1	0	16	419	385	652	2282	3117	1099	171	35	0	0
24H(0-24)	10084	52.5	45.0	7.3	0	19	488	415	699	2591	3913	1567	309	74	8	1
AM Peak	07:00 1047	01:00 60.5	01:00 52.2	03:00 9.6	00:00 0	06:00 2	07:00 75	07:00 91	07:00 155	07:00 357	08:00 317	07:00 85	04:00 23	09:00 6	03:00 1	00:00 0
PM Peak	16:00 703	23:00 59.1	23:00 51.3	14:00 8.6	12:00 0	14:00 4	14:00 44	15:00 45	16:00 57	12:00 210	17:00 328	16:00 124	18:00 40	18:00 11	19:00 2	23:00 1

360 TSL Ltd

Direction: Westbound

Hour Beginning	Total Volume	85th Percentile	Mean Average	Standard Deviation	Bin 1 <10mph	Bin 2 10<20	Bin 3 20<30	Bin 4 30<35	Bin 5 35<40	Bin 6 40<45	Bin 7 45<50	Bin 8 50<55	Bin 9 55<60	Bin 10 60<70	Bin 11 70<80	Bin 12 >=80
00:00	79	56.3	50.3	5.8	0	0	1	0	0	6	36	22	11	3	0	0
01:00	77	55.1	50.4	4.6	0	0	0	0	2	1	38	24	11	1	0	0
02:00	90	54.7	48.4	6.0	0	0	1	1	0	29	14	38	6	1	0	0
03:00	127	56.3	52.3	3.8	0	0	0	0	0	2	26	78	20	0	1	0
04:00	221	57.2	50.5	6.5	0	0	1	4	14	12	48	113	19	9	1	0
05:00	418	55.0	47.1	7.7	0	0	18	22	12	58	154	127	22	3	2	0
06:00	524	54.9	47.0	7.6	0	0	12	53	20	47	179	181	29	2	1	0
07:00	822	51.9	46.2	5.5	0	0	10	21	50	199	374	144	22	2	0	0
08:00	838	52.6	44.3	8.0	0	0	50	68	100	136	293	159	30	1	1	0
09:00	630	52.9	46.4	6.3	0	0	9	45	30	95	276	158	17	0	0	0
10:00	627	53.1	46.7	6.1	0	0	8	30	45	80	285	160	17	2	0	0
11:00	691	52.6	44.8	7.5	0	0	29	55	67	128	249	139	22	2	0	0
12:00	681	52.5	45.2	7.0	0	0	9	65	67	136	245	131	20	8	0	0
13:00	782	52.5	46.7	5.6	0	0	11	30	32	140	363	197	9	0	0	0
14:00	747	52.4	45.5	6.7	0	0	9	74	65	112	310	158	17	2	0	0
15:00	787	53.0	44.4	8.3	0	9	60	42	48	121	338	159	10	0	0	0
16:00	836	53.0	47.0	5.8	0	0	17	23	50	101	404	226	14	1	0	0
17:00	796	53.2	45.5	7.4	0	0	31	70	61	82	342	187	21	2	0	0
18:00	541	55.4	48.2	6.9	0	1	7	17	42	63	170	179	56	6	0	0
19:00	340	55.8	49.0	6.5	0	0	8	7	6	29	127	139	18	5	0	1
20:00	275	56.8	50.6	6.0	0	0	1	5	3	16	102	100	42	4	1	1
21:00	215	58.4	49.4	8.7	0	0	1	9	11	41	61	53	18	16	4	1
22:00	131	58.3	51.1	6.9	0	0	2	2	3	7	35	56	16	10	0	0
23:00	90	57.9	51.1	6.6	0	0	1	1	3	5	26	31	19	4	0	0
Total 2H(10-12)	1318	52.9	45.7	6.9	0	0	37	85	112	208	534	299	39	4	0	0
2H(14-16)	1534	52.8	44.9	7.6	0	9	69	116	113	233	648	317	27	2	0	0
12H(7-19)	8778	53.0	45.8	6.9	0	10	250	540	657	1393	3649	1997	255	26	1	0
24H(0-24)	11365	53.9	46.6	7.1	0	10	296	644	731	1646	4495	2959	486	84	11	3
AM Peak	08:00 838	04:00 57.2	03:00 52.3	08:00 8.0	00:00 0	00:00 0	08:00 50	08:00 68	08:00 100	07:00 199	07:00 374	06:00 181	08:00 30	04:00 9	05:00 2	00:00 0
PM Peak	16:00 836	21:00 58.4	22:00 51.1	21:00 8.7	12:00 0	15:00 9	15:00 60	14:00 74	12:00 67	13:00 140	16:00 404	16:00 226	18:00 56	21:00 16	21:00 4	19:00 1

360 TSL Ltd

Direction: Total Flow

Hour Beginning	Total Volume	85th Percentile	Mean Average	Standard Deviation	Bin 1 <10mph	Bin 2 10<20	Bin 3 20<30	Bin 4 30<35	Bin 5 35<40	Bin 6 40<45	Bin 7 45<50	Bin 8 50<55	Bin 9 55<60	Bin 10 60<70	Bin 11 70<80	Bin 12 >=80
00:00	111	55.8	49.7	5.9	0	0	1	2	0	11	48	32	14	3	0	0
01:00	113	57.1	51.0	5.9	0	0	1	0	3	2	47	38	16	6	0	0
02:00	135	55.4	48.2	6.9	0	0	5	2	0	32	29	56	10	1	0	0
03:00	175	57.9	51.7	6.1	0	0	4	0	0	7	35	96	30	1	2	0
04:00	322	57.5	50.4	6.9	0	0	4	7	14	24	72	146	42	12	1	0
05:00	640	54.9	46.9	7.7	0	0	36	24	19	90	238	193	35	3	2	0
06:00	1031	53.8	46.3	7.2	0	2	30	67	44	184	403	244	51	4	2	0
07:00	1869	50.8	43.8	6.8	0	1	85	112	205	556	649	229	30	2	0	0
08:00	1692	51.3	44.2	6.9	0	0	80	83	176	481	610	225	32	4	1	0
09:00	1364	51.8	44.8	6.7	0	1	50	77	98	357	541	212	22	6	0	0
10:00	1274	52.2	45.3	6.7	0	2	48	48	82	314	521	229	26	4	0	0
11:00	1260	52.0	44.5	7.3	0	0	56	96	129	254	479	213	30	3	0	0
12:00	1333	51.8	44.6	6.9	0	2	37	106	103	346	498	207	26	8	0	0
13:00	1386	52.5	46.0	6.3	0	0	45	52	70	272	633	286	26	2	0	0
14:00	1338	52.9	45.0	7.6	0	4	53	115	110	210	532	267	42	5	0	0
15:00	1406	52.6	44.6	7.7	0	10	80	87	87	283	566	268	22	3	0	0
16:00	1539	52.8	46.3	6.3	0	1	49	31	107	257	712	350	29	3	0	0
17:00	1492	53.0	45.9	6.9	0	0	54	85	84	240	670	310	45	4	0	0
18:00	1001	55.8	47.8	7.7	0	5	32	33	58	105	355	300	96	17	0	0
19:00	633	55.6	48.6	6.7	0	1	17	9	9	61	282	205	34	12	2	1
20:00	478	56.0	49.7	6.1	0	0	4	8	3	51	193	156	52	8	2	1
21:00	404	57.1	49.4	7.5	0	0	2	10	15	60	148	111	30	22	5	1
22:00	283	57.6	49.5	7.8	0	0	10	4	7	30	92	99	22	18	1	0

East Heckington ATC, A17 (Western Site)

Direction: Eastbound

30/03/2022

Hour Beginning	Total Volume	85th Percentile	Mean Average	Standard Deviation	Bin 1 <10mph	Bin 2 10<20	Bin 3 20<30	Bin 4 30<35	Bin 5 35<40	Bin 6 40<45	Bin 7 45<50	Bin 8 50<55	Bin 9 55<60	Bin 10 60<70	Bin 11 70<80	Bin 12 >=80
00:00	66	56.6	51.1	5.3	0	0	0	0	2	5	18	29	10	2	0	0
01:00	44	61.3	53.9	7.1	0	0	1	0	0	1	5	20	13	3	1	0
02:00	40	60.8	49.1	11.3	0	0	4	3	0	1	7	16	6	2	1	0
03:00	60	58.3	49.6	8.4	0	0	4	1	1	2	14	29	7	2	0	0
04:00	98	57.4	50.7	6.5	0	0	2	2	1	4	25	48	13	3	0	0
05:00	221	56.7	48.4	8.0	0	1	13	2	3	20	73	86	19	4	0	0
06:00	480	53.1	46.0	6.9	0	0	22	7	34	90	223	88	12	2	2	0
07:00	915	51.4	44.3	6.9	0	1	44	54	65	239	387	111	12	1	1	0
08:00	877	50.7	44.2	6.3	1	1	28	30	104	253	358	94	6	2	0	0
09:00	691	50.5	43.1	7.1	0	2	39	48	75	221	228	67	10	1	0	0
10:00	643	52.2	44.5	7.5	0	5	45	15	33	158	281	97	9	0	0	0
11:00	617	51.5	44.3	6.9	0	2	34	22	35	189	248	80	5	2	0	0
12:00	598	50.9	42.8	7.8	0	5	43	47	51	170	216	55	10	1	0	0
13:00	586	51.1	43.7	7.2	0	6	36	13	48	191	221	66	5	0	0	0
14:00	656	51.0	43.9	6.9	0	4	41	20	33	207	290	55	6	0	0	0
15:00	633	50.8	43.1	7.3	0	1	39	49	74	163	228	69	10	0	0	0
16:00	709	51.4	44.5	6.6	0	4	27	32	44	191	310	98	3	0	0	0
17:00	622	52.2	45.7	6.3	0	2	20	13	33	156	286	94	15	3	0	0
18:00	505	53.7	45.7	7.8	0	1	34	15	15	109	206	104	15	5	1	0
19:00	302	53.3	47.2	5.9	0	0	3	7	15	59	134	72	7	4	1	0
20:00	202	52.6	46.4	6.0	0	0	5	2	7	57	92	26	11	2	0	0
21:00	170	55.6	48.6	6.8	0	0	4	7	2	16	67	57	14	3	0	0
22:00	114	59.9	50.6	9.0	0	1	4	1	1	13	27	39	17	10	1	0
23:00	80	56.4	50.8	5.4	0	0	0	1	0	6	31	27	12	3	0	0
Total																
2H(10-12)	1260	51.9	44.4	7.2	0	7	79	37	68	347	529	177	14	2	0	0
2H(14-16)	1289	50.9	43.5	7.1	0	5	80	69	107	370	518	124	16	0	0	0
12H(7-19)	8052	51.5	44.1	7.1	1	34	430	358	610	2247	3259	990	106	15	2	0
24H(0-24)	9929	52.4	44.9	7.3	1	36	492	391	676	2521	3975	1527	247	55	8	0
AM Peak	07:00	01:00	01:00	02:00	08:00	10:00	10:00	07:00	08:00	08:00	07:00	07:00	05:00	05:00	06:00	00:00
	915	61.3	53.9	11.3	1	5	45	54	104	253	387	111	19	4	2	0
PM Peak	16:00	22:00	23:00	22:00	12:00	13:00	12:00	15:00	15:00	14:00	16:00	18:00	22:00	22:00	18:00	12:00
	709	59.9	50.8	9.0	0	6	43	49	74	207	310	104	17	10	1	0

360 TSL Ltd

Direction: Westbound

Hour Beginning	Total Volume	85th Percentile	Mean Average	Standard Deviation	Bin 1 <10mph	Bin 2 10<20	Bin 3 20<30	Bin 4 30<35	Bin 5 35<40	Bin 6 40<45	Bin 7 45<50	Bin 8 50<55	Bin 9 55<60	Bin 10 60<70	Bin 11 70<80	Bin 12 >=80
00:00	86	58.6	52.4	6.0	0	0	0	0	1	5	23	34	17	5	1	0
01:00	94	60.0	52.9	6.8	0	0	0	2	1	5	20	31	27	7	1	0
02:00	114	56.5	49.8	6.5	0	0	1	2	5	10	36	47	7	6	0	0
03:00	177	57.4	51.7	5.4	0	0	0	2	6	5	41	79	40	4	0	0
04:00	253	56.9	50.0	6.7	0	0	2	5	10	23	83	89	29	11	1	0
05:00	385	55.7	48.6	6.9	0	0	8	10	23	37	129	137	33	8	0	0
06:00	567	55.4	46.6	8.6	0	7	36	23	9	61	217	188	23	1	2	0
07:00	808	54.1	46.7	7.1	0	0	13	65	65	79	290	254	40	2	0	0
08:00	712	51.6	42.6	8.7	0	12	40	97	88	100	263	96	15	1	0	0
09:00	656	52.6	44.0	8.3	0	8	57	29	33	113	305	109	2	0	0	0
10:00	675	52.6	43.2	9.0	0	10	77	34	48	83	313	104	6	0	0	0
11:00	751	51.1	44.4	6.5	1	0	20	48	89	168	319	99	5	2	0	0
12:00	771	51.2	43.6	7.3	2	11	17	66	65	205	319	79	5	2	0	0
13:00	893	50.5	43.6	6.7	0	4	32	59	120	195	399	81	2	1	0	0
14:00	869	51.0	45.3	5.5	0	1	13	33	82	165	463	110	2	0	0	0
15:00	796	52.1	45.6	6.2	0	0	12	47	62	183	323	140	29	0	0	0
16:00	944	51.1	44.7	6.2	0	0	22	52	117	204	400	141	7	1	0	0
17:00	931	52.2	46.7	5.3	0	0	13	19	52	158	479	190	19	1	0	0
18:00	584	53.5	47.0	6.2	0	0	10	20	42	79	240	174	17	2	0	0
19:00	318	54.7	49.0	5.5	0	0	0	3	20	31	124	113	21	6	0	0
20:00	271	55.2	49.2	5.8	0	0	4	4	4	30	98	110	16	5	0	0
21:00	165	56.9	50.1	6.6	0	0	1	4	5	5	69	60	13	6	2	0
22:00	106	55.8	48.8	6.7	0	0	1	3	5	11	44	30	7	5	0	0
23:00	92	55.6	48.3	7.1	0	0	1	3	3	19	33	17	15	0	1	0
Total																
2H(10-12)	1426	51.9	43.8	7.8	1	10	97	82	137	251	632	203	11	2	0	0
2H(14-16)	1665	51.5	45.4	5.9	0	1	25	80	144	348	786	250	31	0	0	0
12H(7-19)	9390	52.1	44.8	7.0	3	46	326	569	863	1732	4113	1577	149	12	0	0
24H(0-24)	12018	53.3	45.7	7.3	3	53	380	630	955	1974	5030	2512	397	76	8	0
AM Peak	07:00	01:00	01:00	10:00	11:00	08:00	10:00	08:00	11:00	11:00	11:00	07:00	03:00	04:00	06:00	00:00
	808	60.0	52.9	9.0	1	12	77	97	89	168	319	254	40	11	2	0
PM Peak	16:00	21:00	21:00	12:00	12:00	12:00	13:00	12:00	13:00	12:00	17:00	17:00	15:00	19:00	21:00	12:00
	944	56.9	50.1	7.3	2	11	32	66	120	205	479	190	29	6	2	0

360 TSL Ltd

Direction: Total Flow

Hour Beginning	Total Volume	85th Percentile	Mean Average	Standard Deviation	Bin 1 <10mph	Bin 2 10<20	Bin 3 20<30	Bin 4 30<35	Bin 5 35<40	Bin 6 40<45	Bin 7 45<50	Bin 8 50<55	Bin 9 55<60	Bin 10 60<70	Bin 11 70<80	Bin 12 >=80
00:00	152	57.7	51.8	5.7	0	0	0	0	3	10	41	63	27	7	1	0
01:00	138	60.4	53.2	6.9	0	0	1	2	1	6	25	51	40	10	2	0
02:00	154	57.9	49.6	8.0	0	0	5	5	5	11	43	63	13	8	1	0
03:00	237	57.8	51.2	6.4	0	0	4	3	7	7	55	108	47	6	0	0
04:00	351	57.1	50.2	6.7	0	0	4	7	11	27	108	137	42	14	1	0
05:00	606	56.1	48.5	7.3	0	1	21	12	26	57	202	223	52	12	0	0
06:00	1047	54.4	46.3	7.8	0	7	58	30	43	151	440	276	35	3	4	0
07:00	1723	52.8	45.4	7.1	0	1	57	119	130	318	677	365	52	3	1	0
08:00	1589	51.2	43.5	7.5	1	13	68	127	192	353	621	190	21	3	0	0
09:00	1347	51.5	43.5	7.7	0	10	96	77	108	334	533	176	12	1	0	0
10:00	1318	52.5	43.8	8.3	0	15	122	49	81	241	594	201	15	0	0	0
11:00	1368	51.3	44.3	6.7	1	2	54	70	124	357	567	179	10	4	0	0
12:00	1369	51.1	43.3	7.5	2	16	60	113	116	375	535	134	15	3	0	0
13:00	1479	50.8	43.6	6.9	0	10	68	72	168	386	620	147	7	1	0	0
14:00	1525	51.1	44.7	6.2	0	5	54	53	115	372	753	165	8	0	0	0
15:00	1429	51.6	44.5	6.9	0	1	51	96	136	346	551	209	39	0	0	0
16:00	1653	51.2	44.6	6.4	0	4	49	84	161	395	710	239	10	1	0	0
17:00	1553	52.3	46.3	5.8	0	2	33	32	85	314	765	284	34	4	0	0
18:00	1089	53.7	46.4	7.0	0	1	44	35	57	188	446	278	32	7	1	0
19:00	620	54.1	48.1	5.8	0	0	3	10	35	90	258	185	28	10	1	0